



**Water Monitoring Result at WSD9 - Tai Wan
Mid-Flood Tide**

Date	Time	Weather Condition	Sampling Depth		Water Temperature			pH			Salinity			DO Saturation		DO		Turbidity		Suspended Solids				
					°C			-			ppt			%		mg/L		NTU		mg/L				
			m	Value	Average	Value	Average	Value	Average	Value	Average	Value	Average	Value	Average	Value	Average	Value	Average	Value	Average			
28/2/2011	14:03	Fine	Middle	3.0	18.30	18.30	18.55	8.04	8.04	8.05	31.77	31.77	31.77	101.5	100.5	100.9	7.77	7.68	7.70	2.30	2.46	2.24	2	2.50
	14:06		Middle	3.0	18.80	18.80		8.05	8.05		31.76	31.76		101.2	100.2		7.71	7.63		1.99	2.20		3	
2/3/2011	14:33	Fine	Middle	3.0	17.10	17.10	17.30	7.97	7.97	8.00	31.70	31.70	31.64	96.2	95.7	96.0	7.61	7.57	7.59	1.91	2.23	2.09	3	3.50
	14:37		Middle	3.0	17.50	17.50		8.03	8.03		31.57	31.57		96.5	95.6		7.63	7.56		2.40	1.83		4	
4/3/2011	17:03	Cloudy	Middle	2.5	16.94	16.94	16.95	8.37	8.37	8.38	30.94	30.94	30.94	86.8	88.9	89.6	6.97	7.13	7.17	2.38	2.06	2.22	3	3.00
	17:07		Middle	2.5	16.96	16.96		8.38	8.38		30.94	30.94		89.7	92.9		7.10	7.46		2.21	2.24		3	
7/3/2011	18:05	Cloudy	Middle	2.0	17.59	17.59	17.67	7.71	7.71	7.70	30.91	30.91	30.88	86.5	82.9	87.1	6.85	6.56	6.89	2.50	2.42	2.63	3	4.00
	18:08		Middle	2.0	17.74	17.74		7.69	7.69		30.85	30.85		89.6	89.4		7.09	7.07		2.72	2.87		5	
9/3/2011	6:26	Cloudy	Middle	2.5	15.42	15.42	15.43	8.35	8.35	8.35	29.72	29.72	29.72	87.3	83.5	88.1	7.23	6.95	7.32	2.09	2.34	2.24	3	4.00
	6:28		Middle	2.5	15.43	15.43		8.35	8.36		29.72	29.72		90.7	90.7		7.55	7.55		2.31	2.21		5	
11/3/2011	6:36	Cloudy	Middle	2.5	16.80	16.80	16.80	7.99	7.99	7.98	32.08	32.08	32.08	85.8	88.9	87.3	6.95	7.10	7.01	2.36	2.29	2.46	3	4.00
	6:40		Middle	2.5	16.80	16.80		7.96	7.96		32.08	32.08		88.1	86.5		7.03	6.95		2.44	2.76		5	
13/3/2011	7:15	Sunny	Middle	2.5	20.00	20.00	20.05	7.74	7.74	7.74	32.06	32.06	32.06	81.7	81.4	81.8	6.06	6.03	6.08	1.75	1.73	1.92	3	3.00
	7:18		Middle	2.5	20.10	20.10		7.74	7.74		32.06	32.06		80.0	84.2		5.96	6.26		2.07	2.13		3	
16/3/2011	14:07	Fine	Middle	3.0	17.90	17.90	17.90	8.10	8.10	8.09	32.77	32.77	32.77	95.1	94.3	94.5	7.42	7.36	7.38	2.33	2.77	2.38	4	4.00
	14:12		Middle	3.0	17.90	17.90		8.08	8.08		32.76	32.76		94.4	94.2		7.37	7.35		2.22	2.21		4	
18/3/2011	15:47	Cloudy	Middle	2.5	17.40	17.40	17.45	8.12	8.12	8.11	32.95	32.95	32.95	89.9	89.2	89.7	7.12	7.07	7.11	2.59	2.83	2.90	5	4.50
	15:50		Middle	2.5	17.50	17.50		8.10	8.10		32.95	32.95		90.2	89.4		7.17	7.09		3.18	2.98		4	
21/3/2011	18:20	Cloudy	Middle	2.0	20.00	20.00	20.00	7.87	7.87	7.87	32.61	32.61	32.61	83.2	79.0	80.9	6.20	5.93	6.05	3.21	2.88	3.23	5	5.50
	18:24		Middle	2.0	20.00	20.00		7.86	7.86		32.61	32.62		80.7	80.6		6.05	6.03		6.05	3.67		3.16	
23/3/2011	6:24	Cloudy	Middle	2.5	17.40	17.40	17.40	7.84	7.84	7.84	32.74	32.74	32.74	74.1	75.7	75.0	5.84	5.97	5.92	2.50	2.27	2.51	4	4.00
	6:26		Middle	2.5	17.40	17.40		7.84	7.84		32.74	32.74		76.0	74.3		6.00	5.86		2.81	2.47		4	
25/3/2011	7:16	Cloudy	Middle	2.0	17.10	17.10	17.10	7.92	7.92	7.92	32.82	32.82	32.82	84.2	85.0	84.1	6.43	6.74	6.58	3.05	2.62	2.88	3	3.50
	7:18		Middle	2.0	17.10	17.10		7.92	7.92		32.82	32.82		83.7	83.6		6.63	6.53		2.73	3.12		4	



**Water Monitoring Result at WSD10 - Cha Kwo Ling
Mid-Flood Tide**

Date	Time	Weather Condition	Sampling Depth		Water Temperature			pH			Salinity			DO Saturation			DO		Turbidity			Suspended Solids		
					°C			-			ppt			%			mg/L		NTU			mg/L		
			m		Value	Average		Value	Average		Value	Average		Value	Average		Value	Average		Value	Average		Value	Average
28/2/2011	14:27	Fine	Middle	3.0	17.50	17.50	17.65	8.09	8.09	8.09	31.76	31.76	31.76	102.1	101.1	101.2	8.00	7.90	7.89	2.46	2.38	2.40	6	5.00
	14:30		Middle	3.0	17.80	17.80		8.09	8.09		31.76	31.76		101.2	100.4		7.87	7.80		2.49	2.27		4	
2/3/2011	15:00	Fine	Middle	3.0	17.00	17.00	17.20	8.09	8.09	8.09	31.89	31.89	31.81	99.8	99.1	99.5	7.87	7.79	7.81	1.66	1.55	1.64	4	4.00
	15:03		Middle	3.0	17.40	17.40		8.09	8.09		31.73	31.73		99.6	99.4		7.80	7.78		1.64	1.70		4	
4/3/2011	16:31	Cloudy	Middle	2.5	16.84	16.84	16.84	8.46	8.46	8.46	31.02	31.02	31.02	91.2	85.5	89.4	7.33	6.88	7.19	1.87	1.84	2.10	7	7.00
	16:34		Middle	2.5	16.84	16.84		8.46	8.46		31.02	31.02		93.9	87.0		7.55	7.00		2.28	2.41		7	
7/3/2011	17:18	Cloudy	Middle	2.0	17.33	17.33	17.33	7.68	7.68	7.68	30.90	30.90	30.91	89.9	88.2	90.9	7.07	7.03	7.24	3.92	4.01	3.86	10	9.00
	17:21		Middle	2.0	17.32	17.32		7.67	7.67		30.91	30.91		90.6	94.8		7.22	7.65		3.77	3.73		8	
9/3/2011	5:29	Cloudy	Middle	2.5	15.31	15.31	15.37	8.35	8.34	8.35	30.55	30.55	30.66	97.5	98.1	97.5	7.91	7.96	7.92	2.36	2.29	2.49	5	5.00
	5:32		Middle	2.5	15.43	15.43		8.35	8.35		30.77	30.77		98.6	95.9		8.00	7.79		2.69	2.63		5	
11/3/2011	5:56	Cloudy	Middle	2.5	16.70	16.70	16.70	7.94	7.94	7.94	32.36	32.36	32.37	84.4	89.0	88.4	6.67	7.11	7.03	2.42	2.38	2.29	4	3.50
	6:00		Middle	2.5	16.70	16.70		7.94	7.94		32.37	32.37		91.1	89.2		7.22	7.13		2.12	2.23		3	
13/3/2011	6:57	Sunny	Middle	2.5	19.50	19.50	19.50	7.84	7.84	7.84	32.38	32.38	32.38	82.0	81.2	82.2	6.19	6.13	6.22	2.05	2.50	2.33	5	5.50
	7:00		Middle	2.5	19.50	19.50		7.84	7.84		32.38	32.38		82.5	83.2		6.23	6.31		2.44	2.31		6	
16/3/2011	15:32	Fine	Middle	3.0	18.20	18.20	18.20	7.99	7.99	7.99	33.17	33.17	33.15	94.3	93.7	94.1	7.36	7.32	7.35	2.22	2.41	2.36	4	3.50
	15:37		Middle	3.0	18.20	18.20		7.99	7.99		33.12	33.12		94.6	93.8		7.39	7.33		2.45	2.34		3	
18/3/2011	16:19	Cloudy	Middle	2.5	17.40	17.40	17.40	8.06	8.06	8.06	33.12	33.12	33.12	94.2	93.0	93.3	7.42	7.33	7.36	2.82	2.78	2.74	5	6.00
	16:23		Middle	2.5	17.40	17.40		8.05	8.05		33.12	33.12		93.2	92.9		7.35	7.33		2.70	2.67		7	
21/3/2011	17:03	Cloudy	Middle	2.0	20.90	20.90	20.90	7.89	7.89	7.89	32.24	32.24	32.24	81.3	81.9	80.5	6.01	6.03	5.69	4.90	4.58	4.63	9	8.50
	17:06		Middle	2.0	20.90	20.90		7.89	7.89		32.24	32.24		79.2	79.4		5.35	5.36		4.32	4.72		8	
23/3/2011	5:27	Cloudy	Middle	2.0	18.10	18.10	18.10	7.77	7.77	7.78	32.82	32.82	32.82	78.1	77.9	79.6	6.07	6.05	6.18	2.70	2.62	2.70	5	5.50
	5:29		Middle	2.0	18.10	18.10		7.79	7.79		32.82	32.82		80.9	81.4		6.28	6.32		2.73	2.74		6	
25/3/2011	6:40	Cloudy	Middle	2.0	17.60	17.60	17.60	7.67	7.67	7.70	32.46	32.46	32.46	84.9	85.1	84.6	7.02	6.73	6.82	3.50	3.21	3.45	3	3.50
	6:43		Middle	2.0	17.60	17.60		7.67	7.77		32.46	32.46		84.4	84.0		6.86	6.66		3.54	3.53		4	



**Water Monitoring Result at WSD15 - Sai Wan Ho
Mid-Flood Tide**

Date	Time	Weather Condition	Sampling Depth		Water Temperature			pH			Salinity			DO Saturation			DO		Turbidity			Suspended Solids		
					°C			-			ppt			%			mg/L		NTU			mg/L		
			m		Value	Average		Value	Average		Value	Average		Value	Average		Value	Average		Value	Average		Value	Average
28/2/2011	14:52	Fine	Middle	3.0	18.90	18.90	19.00	8.08	8.08	8.08	31.69	31.69	31.65	100.5	99.3	99.7	7.70	7.60	7.62	1.54	1.47	1.49	5	4.00
	14:55		Middle	3.0	19.10	19.10		8.07	8.07		31.60	31.60		100.0	99.0		7.63	7.56		1.39	1.54		3	
2/3/2011	15:25	Fine	Middle	3.0	16.80	16.80	16.90	8.11	8.11	8.11	31.71	31.71	31.71	96.5	95.1	95.9	7.71	7.59	7.65	2.27	2.09	2.22	6	5.50
	15:28		Middle	3.0	17.00	17.00		8.10	8.10		31.71	31.71		96.6	95.2		7.70	7.58		2.50	2.02		5	
4/3/2011	20:36	Cloudy	Middle	3.0	16.09	16.09	16.11	8.46	8.46	8.46	31.16	31.16	31.16	87.2	90.9	88.8	7.11	7.41	7.24	3.61	3.76	3.69	4	5.00
	20:39		Middle	3.0	16.12	16.12		8.46	8.46		31.16	31.16		88.8	88.4		7.23	7.19		3.58	3.79		6	
7/3/2011	22:16	Cloudy	Middle	2.5	16.44	16.44	16.44	8.26	8.25	8.26	31.27	31.27	31.27	98.5	90.0	91.8	7.97	7.25	7.42	3.80	3.74	3.62	6	7.00
	22:19		Middle	2.5	16.44	16.44		8.26	8.26		31.27	31.27		90.6	88.0		7.33	7.12		3.55	3.37		8	
9/3/2011	10:05	Cloudy	Middle	3.0	15.63	15.63	15.61	8.33	8.33	8.33	31.51	31.51	31.55	83.0	84.8	85.2	6.82	6.97	7.05	4.70	4.50	4.68	8	7.00
	10:08		Middle	3.0	15.59	15.59		8.33	8.33		31.58	31.58		80.7	92.4		6.80	7.60		4.98	4.55		6	
11/3/2011	10:24	Cloudy	Middle	3.0	17.00	17.00	17.00	7.95	7.95	7.95	32.56	32.56	32.56	90.2	84.1	87.1	7.15	6.72	6.92	3.86	3.84	4.17	5	6.00
	10:28		Middle	3.0	17.00	17.00		7.95	7.95		32.56	32.56		88.3	85.6		7.01	6.78		4.46	4.50		7	
13/3/2011	12:00	Sunny	Middle	3.5	19.30	19.30	19.20	7.78	7.78	7.79	32.16	32.16	32.16	82.8	84.5	82.8	6.33	6.46	6.33	2.07	1.83	1.78	4	4.00
	12:04		Middle	3.5	19.10	19.10		7.79	7.79		32.16	32.16		83.0	81.0		6.32	6.19		1.54	1.68		4	
16/3/2011	15:07	Fine	Middle	3.0	18.00	18.00	18.00	7.97	7.97	7.98	32.98	32.98	33.00	94.2	93.2	93.9	7.31	7.23	7.29	2.18	1.99	2.03	4	3.50
	15:10		Middle	3.0	18.00	18.00		7.98	7.98		33.02	33.02		94.5	93.8		7.34	7.28		1.92	2.01		3	
18/3/2011	16:43	Cloudy	Middle	2.5	17.40	17.40	17.30	7.99	7.99	8.04	33.19	33.19	33.19	90.8	90.0	90.5	7.16	7.10	7.15	5.41	5.32	5.07	6	6.50
	16:47		Middle	2.5	17.20	17.20		8.08	8.08		33.18	33.18		91.1	90.2		7.19	7.13		4.69	4.84		7	
21/3/2011	21:25	Cloudy	Middle	3.0	19.70	19.70	19.70	7.91	7.91	7.91	33.02	33.02	33.02	86.0	83.6	85.2	6.45	6.28	6.39	7.72	6.95	7.32	6	6.50
	21:28		Middle	3.0	19.70	19.70		7.91	7.91		33.02	33.01		86.1	85.0		6.47	6.34		7.14	7.46		7	
23/3/2011	10:27	Cloudy	Middle	3.5	17.60	17.60	17.60	7.97	7.97	7.97	33.15	33.15	33.15	82.1	82.8	82.9	6.43	6.48	6.49	5.52	5.06	5.36	9	8.50
	10:30		Middle	3.5	17.60	17.60		7.97	7.97		33.14	33.14		82.2	84.4		6.44	6.61		5.17	5.69		8	
25/3/2011	11:49	Cloudy	Middle	3.0	18.70	18.70	18.70	7.94	7.94	7.94	33.26	33.26	33.26	84.6	86.8	84.8	6.48	6.65	6.52	4.19	4.22	4.16	7	8.00
	11:52		Middle	3.0	18.70	18.70		7.94	7.94		33.26	33.26		85.1	82.6		6.52	6.43		4.14	4.07		9	



**Water Monitoring Result at WSD17 - Quarry Bay
Mid-Flood Tide**

Date	Time	Weather Condition	Sampling Depth		Water Temperature			pH			Salinity			DO Saturation		DO		Turbidity		Suspended Solids				
					°C			-			ppt			%		mg/L		NTU		mg/L				
			m		Value	Average	Value	Average	Value	Average	Value	Average	Value	Average	Value	Average	Value	Average	Value	Average	Value	Average		
28/2/2011	15:18	Fine	Middle	3.0	18.20	18.20	18.25	8.03	8.03	8.03	31.50	31.50	31.50	94.8	93.8	94.3	7.39	7.31	7.35	2.24	2.36	2.32	5	4.00
	15:21		Middle	3.0	18.30	18.30		8.03	8.03		31.49	31.49		95.0	93.6		7.40	7.29		2.37	2.31		3	
2/3/2011	15:48	Fine	Middle	3.0	16.80	16.80	16.95	8.06	8.06	8.06	31.74	31.74	31.68	93.2	92.1	92.7	7.44	7.34	7.38	2.72	3.00	2.82	4	4.00
	15:54		Middle	3.0	17.10	17.10		8.06	8.06		31.61	31.61		93.0	92.5		7.40	7.34		2.55	3.00		4	
4/3/2011	20:17	Cloudy	Middle	3.5	16.53	16.53	16.64	8.48	8.48	8.48	31.05	31.05	31.05	97.1	98.4	96.2	7.82	7.92	7.74	2.41	2.07	2.45	5	5.50
	20:20		Middle	3.5	16.74	16.74		8.47	8.47		31.05	31.05		98.1	91.0		7.90	7.33		2.61	2.70		6	
7/3/2011	21:54	Cloudy	Middle	2.5	16.86	16.86	16.86	8.19	8.19	8.19	31.21	31.21	31.21	90.9	97.9	95.8	7.00	7.85	7.61	4.13	3.82	3.97	11	10.00
	21:56		Middle	2.5	16.86	16.86		8.19	8.19		31.20	31.20		97.1	97.1		7.79	7.79		3.96	3.95		9	
9/3/2011	9:12	Cloudy	Middle	3.0	15.81	15.81	15.81	8.33	8.33	8.31	31.62	31.62	31.62	93.0	92.7	92.3	7.60	7.58	7.49	4.77	4.44	4.65	10	9.50
	9:14		Middle	3.0	15.80	15.80		8.29	8.29		31.61	31.61		95.3	88.0		7.59	7.20		4.71	4.69		9	
11/3/2011	9:49	Cloudy	Middle	2.5	16.50	16.50	16.53	7.94	7.94	7.94	32.45	32.45	32.45	82.7	84.5	86.1	6.58	6.76	6.94	5.08	4.63	4.74	8	9.00
	9:52		Middle	2.5	16.50	16.60		7.94	7.94		32.45	32.45		89.1	88.1		7.31	7.11		4.60	4.64		10	
13/3/2011	11:31	Sunny	Middle	3.5	18.80	18.80	18.80	7.81	7.82	7.82	32.01	32.01	32.01	82.2	87.3	83.8	6.31	6.68	6.41	2.30	2.29	2.41	5	5.00
	11:33		Middle	3.5	18.80	18.80		7.82	7.82		32.01	32.01		84.1	81.7		6.40	6.26		2.64	2.42		5	
16/3/2011	14:45	Fine	Middle	3.0	17.80	17.80	17.80	7.96	7.96	7.96	32.70	32.70	32.77	92.3	91.2	91.9	7.20	7.12	7.18	2.15	2.04	2.01	7	6.00
	14:48		Middle	3.0	17.80	17.80		7.96	7.96		32.83	32.83		92.7	91.5		7.23	7.16		1.95	1.89		5	
18/3/2011	17:07	Cloudy	Middle	2.5	17.30	17.30	17.30	8.06	8.06	8.06	33.13	33.13	33.13	93.7	93.6	93.4	7.48	7.28	7.37	6.65	6.99	6.70	10	11.00
	17:12		Middle	2.5	17.30	17.30		8.05	8.05		33.12	33.12		93.5	92.7		7.42	7.28		6.33	6.84		12	
21/3/2011	20:57	Cloudy	Middle	3.0	19.40	19.40	19.40	7.91	7.91	7.91	33.01	33.01	33.01	80.5	79.6	79.6	6.08	6.06	6.02	3.79	3.92	3.89	5	5.50
	20:59		Middle	3.0	19.40	19.40		7.91	7.91		33.00	33.00		77.4	80.7		5.86	6.09		3.92	3.92		6	
23/3/2011	9:57	Cloudy	Middle	2.5	17.70	17.70	17.70	7.93	7.93	7.93	33.02	33.02	33.02	83.3	84.3	83.0	6.58	6.60	6.52	3.86	3.63	3.77	5	6.00
	10:00		Middle	2.5	17.70	17.70		7.93	7.93		33.02	33.03		83.2	81.3		6.51	6.37		3.78	3.80		7	
25/3/2011	11:17	Cloudy	Middle	3.0	18.60	18.60	18.55	8.20	8.20	8.18	33.22	33.22	33.22	90.8	89.3	88.8	6.98	6.85	6.81	4.71	4.79	4.86	7	6.50
	11:19		Middle	3.0	18.50	18.50		8.15	8.15		33.22	33.22		86.3	88.6		6.62	6.79		5.06	4.86		6	



**Water Monitoring Result at C9 - Provident Centre
Mid-Flood Tide**

Date	Time	Weather Condition	Sampling Depth		Water Temperature			pH			Salinity			DO Saturation		DO		Turbidity		Suspended Solids				
					°C		-		ppt		%		mg/L		NTU		mg/L							
			m	Value	Average	Value	Average	Value	Average	Value	Average	Value	Average	Value	Average	Value	Average	Value	Average					
28/2/2011	16:41	Fine	Middle	2.0	17.40	17.40	17.55	7.98	7.99	7.99	31.52	31.52	31.49	88.0	87.5	88.0	6.95	6.91	6.94	5.15	4.15	4.30	10	10.50
	16:44		Middle	2.0	17.70	17.70		7.99	7.99		31.46	31.46		88.5	88.0		6.97	6.92		4.09	3.80		11	
2/3/2011	17:45	Fine	Middle	2.0	16.40	16.40	16.45	8.09	8.09	8.09	31.49	31.49	31.45	85.7	84.4	85.3	6.97	6.80	6.87	8.46	7.72	7.61	8	7.50
	17:48		Middle	2.0	16.50	16.50		8.08	8.08		31.40	31.40		85.9	85.0		6.90	6.82		7.57	6.70		7	
4/3/2011	20:00	Cloudy	Middle	2.0	16.78	16.78	16.78	8.37	8.36	8.36	30.79	30.79	30.80	93.8	92.7	91.3	7.56	7.47	7.36	4.90	4.98	4.95	8	8.00
	20:03		Middle	2.0	16.77	16.77		8.35	8.35		30.80	30.80		89.2	89.6		7.19	7.22		5.04	4.89		8	
7/3/2011	21:25	Cloudy	Middle	2.0	17.51	17.51	17.48	8.02	8.02	8.03	30.51	30.51	30.58	76.7	77.1	74.8	6.10	6.14	5.96	4.38	4.24	4.37	6	6.50
	21:28		Middle	2.0	17.45	17.45		8.03	8.03		30.65	30.65		74.1	71.4		5.90	5.68		4.67	4.19		7	
9/3/2011	8:45	Cloudy	Middle	2.0	15.87	15.81	15.75	8.51	8.51	8.49	31.14	31.14	31.14	90.4	91.6	88.2	7.41	7.49	7.21	5.92	5.72	5.75	6	6.50
	8:47		Middle	2.0	15.62	15.70		8.46	8.46		31.14	31.14		87.3	83.3		7.14	6.81		5.78	5.59		7	
11/3/2011	9:22	Cloudy	Middle	2.0	16.60	16.60	16.65	7.90	7.90	7.87	31.87	31.87	31.87	79.1	80.6	78.4	6.35	6.46	6.29	6.47	6.07	6.37	8	9.00
	9:25		Middle	2.0	16.70	16.70		7.83	7.83		31.87	31.87		78.7	75.1		6.31	6.02		6.27	6.67		10	
13/3/2011	11:08	Sunny	Middle	2.0	18.90	18.90	18.90	7.67	7.67	7.68	31.79	31.79	31.81	69.5	72.8	71.1	5.45	5.69	5.51	8.58	8.02	7.98	14	13.00
	11:10		Middle	2.0	18.90	18.90		7.69	7.69		31.83	31.83		70.9	71.1		5.43	5.46		7.89	7.44		12	
16/3/2011	14:20	Fine	Middle	2.0	17.90	17.90	17.90	7.86	7.86	7.86	32.75	32.75	32.74	80.5	79.7	80.8	6.27	6.21	6.30	8.22	7.86	8.02	16	17.00
	14:23		Middle	2.0	17.90	17.90		7.86	7.86		32.73	32.73		82.0	81.0		6.40	6.33		7.90	8.10		18	
18/3/2011	17:45	Cloudy	Middle	2.0	17.40	17.40	17.40	7.92	7.92	7.93	32.92	32.92	32.93	87.1	86.6	87.2	6.85	6.82	6.84	6.15	6.96	6.67	10	10.50
	17:48		Middle	2.0	17.40	17.40		7.93	7.93		32.94	32.94		88.4	86.7		6.87	6.83		6.94	6.64		11	
21/3/2011	20:35	Cloudy	Middle	2.0	19.50	19.50	19.50	7.79	7.79	7.79	32.57	32.57	32.57	76.5	73.4	73.9	5.77	5.47	5.55	7.08	6.96	7.01	10	11.00
	20:38		Middle	2.0	19.50	19.50		7.79	7.79		32.57	32.58		70.5	75.1		5.28	5.66		7.32	6.66		12	
23/3/2011	9:28	Cloudy	Middle	2.5	17.60	17.60	17.60	7.81	7.81	7.81	32.68	32.68	32.68	69.4	72.7	72.2	5.45	5.72	5.68	4.99	4.77	5.03	8	7.00
	9:30		Middle	2.5	17.60	17.60		7.81	7.81		32.68	32.68		73.2	73.6		5.75	5.78		5.02	5.32		6	
25/3/2011	10:49	Cloudy	Middle	2.5	18.30	18.30	18.30	7.83	7.83	7.83	32.84	32.84	32.84	78.0	77.3	77.4	6.03	5.93	5.97	7.03	6.90	6.90	12	11.00
	10:51		Middle	2.5	18.30	18.30		7.83	7.83		32.84	32.84		76.6	77.6		5.92	6.00		6.83	6.82		10	



**Water Monitoring Result at C8 - City Garden
Mid-Flood Tide**

Date	Time	Weather Condition	Sampling Depth		Water Temperature			pH			Salinity			DO Saturation			DO		Turbidity			Suspended Solids		
					°C		-		ppt		%		mg/L		NTU		mg/L							
			m	Value	Average	Value	Average	Value	Average	Value	Average	Value	Average	Value	Average	Value	Average	Value	Average	Value	Average			
28/2/2011	16:29	Fine	Middle	2.0	17.60	17.60	17.80	8.06	8.06	8.04	31.45	31.45	31.38	90.7	90.1	90.2	7.10	7.05	7.05	5.76	5.42	5.45	9	9.50
	16:31		Middle	2.0	18.00	18.00		8.02	8.02		31.30	31.30		90.4	89.4		7.06	6.98		5.39	5.22		10	
2/3/2011	17:25	Fine	Middle	2.0	17.30	17.30	17.40	8.10	8.10	8.08	31.33	31.33	31.33	80.0	79.1	78.8	6.39	6.33	6.30	13.10	12.70	<u>12.88</u>	17	16.00
	17:28		Middle	2.0	17.50	17.50		8.06	8.06		31.32	31.32		78.3	77.7		6.25	6.21		12.80	12.90		15	
4/3/2011	19:45	Cloudy	Middle	2.0	16.78	16.78	16.78	8.31	8.31	8.31	30.77	30.77	30.78	85.1	94.0	89.4	6.86	7.58	7.20	5.91	5.80	6.10	9	10.00
	19:50		Middle	2.0	16.77	16.77		8.31	8.31		30.79	30.79		89.6	88.7		7.22	7.15		6.65	6.05		11	
7/3/2011	21:04	Cloudy	Middle	1.5	17.46	17.46	17.50	8.04	8.04	8.01	30.43	30.43	30.41	80.5	81.8	82.7	6.41	6.51	6.58	6.53	5.81	6.21	7	7.00
	21:06		Middle	1.5	17.54	17.54		7.98	7.98		30.38	30.38		83.0	85.5		6.61	6.80		6.60	5.90		7	
9/3/2011	8:27	Cloudy	Middle	2.0	15.94	15.94	15.93	8.38	8.38	8.38	30.10	30.10	30.13	88.5	81.6	84.4	7.30	6.74	6.97	6.39	6.74	6.77	9	9.00
	8:30		Middle	2.0	15.91	15.91		8.37	8.37		30.16	30.16		83.7	83.9		6.92	6.93		6.87	7.08		9	
11/3/2011	9:06	Cloudy	Middle	2.0	16.60	16.60	16.60	7.79	7.79	7.78	31.64	31.64	31.64	71.2	69.3	71.3	5.73	5.60	5.74	5.52	5.87	5.95	7	8.00
	9:09		Middle	2.0	16.60	16.60		7.77	7.77		31.63	31.63		72.6	71.9		5.85	5.78		6.25	6.14		9	
13/3/2011	10:49	Sunny	Middle	2.0	18.70	18.70	18.70	7.66	7.66	7.66	31.59	31.59	31.59	64.3	62.6	63.6	4.97	4.84	4.92	7.50	8.15	7.51	13	13.00
	10:53		Middle	2.0	18.70	18.70		7.66	7.66		31.59	31.59		62.0	65.4		4.79	5.07		7.19	7.20		13	
16/3/2011	14:00	Fine	Middle	2.0	18.00	18.00	18.05	7.85	7.85	7.86	32.75	32.75	32.74	82.2	81.5	82.1	6.38	6.33	6.38	5.86	5.73	5.63	8	8.50
	14:03		Middle	2.0	18.10	18.10		7.86	7.86		32.72	32.72		82.6	82.1		6.41	6.38		5.49	5.45		9	
18/3/2011	18:25	Cloudy	Middle	2.0	17.50	17.50	17.45	7.90	7.90	7.91	32.88	32.88	32.90	85.2	85.3	85.7	6.79	6.70	6.81	9.81	9.75	<u>9.53</u>	13	13.00
	18:28		Middle	2.0	17.40	17.40		7.91	7.91		32.92	32.92		86.4	85.8		6.80	6.95		9.12	9.43		13	
21/3/2011	20:20	Cloudy	Middle	2.0	19.40	19.40	19.45	7.76	7.76	7.77	32.24	32.24	32.23	67.6	67.7	68.2	5.12	5.13	5.16	8.24	7.65	7.88	12	12.00
	20:22		Middle	2.0	19.50	19.50		7.77	7.77		32.22	32.22		68.3	69.0		5.17	5.23		8.06	7.55		12	
23/3/2011	9:09	Cloudy	Middle	2.0	17.70	17.70	17.70	7.86	7.86	7.86	32.60	32.60	32.60	70.9	72.5	71.3	5.57	5.70	5.60	5.43	5.41	5.41	9	8.50
	9:11		Middle	2.0	17.70	17.70		7.86	7.86		32.60	32.60		71.6	70.3		5.62	5.52		5.55	5.23		8	
25/3/2011	10:32	Cloudy	Middle	2.0	18.20	18.20	18.20	7.78	7.78	7.78	32.68	32.68	32.68	70.6	70.5	70.9	5.47	5.47	5.49	6.30	6.51	6.42	11	10.00
	10:36		Middle	2.0	18.20	18.20		7.78	7.78		32.68	32.68		71.1	71.2		5.51	5.52		6.55	6.31		9	



**Water Monitoring Result at C6 - Excelsior Hotel
Mid-Flood Tide**

Date	Time	Weather Condition	Sampling Depth		Water Temperature			pH			Salinity			DO Saturation			DO			Turbidity			Suspended Solids	
					°C			-			ppt			%			mg/L			NTU			mg/L	
			m		Value	Average		Value	Average		Value	Average		Value	Average		Value	Average		Value	Average		Value	Average
28/2/2011	16:10	Fine	Middle	1.5	19.10	19.10	19.30	7.81	7.81	7.81	30.88	30.88	30.82	67.5	66.6	67.4	5.17	5.10	5.16	2.56	2.68	2.58	6	6.00
	16:12		Middle	1.5	19.50	19.50		7.81	7.81		30.76	30.76		68.0	67.4		5.21	5.16		2.56	2.52		6	
2/3/2011	16:25	Fine	Middle	1.5	17.70	17.70	17.75	8.01	8.01	7.96	31.05	31.05	31.04	56.3	56.5	56.9	4.39	4.40	4.47	4.65	4.75	4.66	5	5.00
	16:27		Middle	1.5	17.80	17.80		7.91	7.91		31.03	31.03		58.7	56.2		4.56	4.51		4.58	4.64		5	
4/3/2011	19:07	Cloudy	Middle	2.0	16.82	16.82	16.81	8.08	8.08	8.09	30.05	30.05	30.07	77.0	75.1	74.0	6.23	6.08	5.99	3.60	3.29	3.62	4	4.00
	19:09		Middle	2.0	16.79	16.79		8.09	8.09		30.09	30.09		72.2	71.5		5.84	5.79		3.96	3.64		4	
7/3/2011	20:20	Cloudy	Middle	1.5	18.40	18.40	18.45	7.96	7.97	7.96	29.52	29.53	29.53	70.2	68.9	71.2	5.51	5.21	5.54	1.98	1.92	1.95	2	2.00
	20:22		Middle	1.5	18.49	18.49		7.95	7.95		29.54	29.54		71.1	74.5		5.59	5.85		1.96	1.95		2	
9/3/2011	7:45	Cloudy	Middle	1.5	15.54	15.54	15.52	8.09	8.09	8.10	29.60	29.61	29.61	72.5	71.7	70.8	6.05	5.98	5.91	1.55	1.21	1.41	<2	<2
	7:50		Middle	1.5	15.49	15.49		8.10	8.10		29.62	29.62		70.1	69.0		5.85	5.76		1.47	1.42		<2	
11/3/2011	7:40	Cloudy	Middle	1.5	15.50	15.50	15.50	7.48	7.48	7.48	29.77	29.77	29.77	53.0	55.3	54.9	4.40	4.69	4.61	1.72	1.61	1.70	3	2.50
	7:42		Middle	1.5	15.50	15.50		7.48	7.48		29.76	29.76		55.4	55.8		4.73	4.63		1.79	1.66		2	
13/3/2011	10:05	Sunny	Middle	1.5	18.90	18.90	18.90	7.56	7.56	7.52	30.89	30.89	30.90	49.5	49.0	48.8	3.83	3.81	3.78	2.19	2.23	1.95	3	3.50
	10:08		Middle	1.5	18.90	18.90		7.47	7.47		30.90	30.90		47.3	49.4		3.65	3.82		1.69	1.68		4	
16/3/2011	13:35	Fine	Middle	2.0	18.10	18.10	18.15	7.60	7.60	7.59	31.12	31.12	31.14	59.7	58.9	59.4	4.66	4.60	4.64	2.38	2.58	2.45	3	4.00
	13:38		Middle	2.0	18.20	18.20		7.58	7.58		31.15	31.15		59.9	59.0		4.67	4.62		2.48	2.37		5	
18/3/2011	17:55	Cloudy	Middle	1.5	17.40	17.40	17.35	7.78	7.78	7.76	32.01	32.01	32.02	64.5	63.4	64.3	5.13	5.04	5.12	1.93	1.88	1.92	<2	<2
	17:58		Middle	1.5	17.30	17.30		7.74	7.74		32.03	32.03		65.1	64.3		5.18	5.12		1.96	1.91		<2	
21/3/2011	19:35	Cloudy	Middle	1.5	20.40	20.40	20.40	7.68	7.68	7.68	31.94	31.94	31.95	57.6	57.9	56.8	4.29	4.30	4.23	2.47	2.33	2.63	5	4.00
	19:40		Middle	1.5	20.40	20.40		7.68	7.68		31.95	31.95		57.0	54.7		4.25	4.07		3.04	2.69		3	
23/3/2011	8:23	Cloudy	Middle	1.5	17.30	17.30	17.30	7.56	7.55	7.55	30.83	30.83	30.83	50.1	49.8	49.9	4.01	3.99	4.00	2.21	2.51	2.31	4	4.50
	8:26		Middle	1.5	17.30	17.30		7.55	7.55		30.83	30.83		49.6	50.1		3.97	4.02		2.19	2.32		5	
25/3/2011	9:48	Cloudy	Middle	1.5	17.80	17.80	17.80	7.59	7.59	7.59	31.26	31.26	31.26	59.3	59.4	59.0	4.63	4.64	4.61	2.74	2.10	2.35	<2	<2
	9:50		Middle	1.5	17.80	17.80		7.59	7.59		31.26	31.26		59.1	58.2		4.61	4.54		2.21	2.34		<2	



**Water Monitoring Result at C1 - HKCEC Extension
Mid-Flood Tide**

Date	Time	Weather Condition	Sampling Depth		Water Temperature			pH			Salinity			DO Saturation			DO			Turbidity			Suspended Solids	
					°C			-			ppt			%			mg/L			NTU			mg/L	
			m		Value	Average		Value	Average		Value	Average		Value	Average		Value	Average		Value	Average		Value	Average
28/2/2011	15:35	Fine	Middle	2.5	21.20	21.20	21.25	7.87	7.87	7.87	31.87	31.87	31.87	83.3	84.6	84.0	6.17	6.24	6.20	2.94	2.70	2.75	8	8.00
	15:38		Middle	2.5	21.30	21.30		7.87	7.86		31.86	31.86		83.9	84.0		6.19	6.20		2.74	2.63		8	
2/3/2011	15:55	Fine	Middle	2.5	16.50	16.50	16.50	7.94	7.94	7.94	31.43	31.42	31.42	84.5	85.0	84.6	6.79	6.82	6.79	3.62	3.48	3.39	5	5.50
	15:58		Middle	2.5	16.50	16.50		7.93	7.93		31.42	31.42		84.4	84.3		6.78	6.77		3.40	3.07		6	
4/3/2011	18:34	Cloudy	Middle	2.5	16.92	16.92	16.88	7.99	8.01	8.01	32.27	32.27	32.27	88.2	88.0	87.4	7.06	7.05	7.02	5.97	6.13	5.87	10	10.50
	18:37		Middle	2.5	16.83	16.83		8.02	8.03		32.27	32.27		86.7	86.5		6.99	6.98		5.71	5.66		11	
7/3/2011	18:50	Cloudy	Middle	2.5	17.80	17.80	17.75	7.97	7.98	7.98	32.10	32.10	32.15	92.7	92.5	92.4	7.27	7.26	7.26	3.67	3.84	3.71	5	5.00
	18:53		Middle	2.5	17.70	17.70		7.98	7.98		32.20	32.20		92.2	92.3		7.25	7.26		3.59	3.74		5	
9/3/2011	10:35	Cloudy	Middle	2.5	16.80	16.80	16.75	7.99	7.99	7.99	32.30	32.30	32.25	91.5	90.6	90.7	7.39	7.33	7.33	2.42	2.55	2.35	5	5.50
	10:38		Middle	2.5	16.70	16.70		7.98	7.98		32.20	32.20		90.4	90.2		7.31	7.29		2.17	2.24		6	
11/3/2011	9:08	Cloudy	Middle	2.5	16.70	16.70	16.65	8.02	8.02	8.03	32.40	32.40	32.35	90.7	90.3	90.3	7.33	7.28	7.28	2.75	3.00	2.64	6	6.00
	9:11		Middle	2.5	16.60	16.60		8.03	8.03		32.30	32.30		90.2	89.9		7.27	7.25		2.31	2.50		6	
13/3/2011	9:42	Sunny	Middle	2.5	18.60	18.60	18.65	7.83	7.84	7.84	33.00	33.00	33.00	88.9	88.6	88.6	6.77	6.78	6.77	2.54	2.18	2.28	3	3.50
	9:44		Middle	2.5	18.70	18.70		7.85	7.85		33.00	33.00		88.5	88.2		6.76	6.75		2.25	2.13		4	
16/3/2011	16:00	Fine	Middle	2.5	18.40	18.40	18.35	7.81	7.81	7.81	32.20	32.20	32.15	95.4	94.0	94.2	7.27	7.25	7.25	2.07	1.85	1.91	4	4.00
	16:03		Middle	2.5	18.30	18.30		7.80	7.80		32.10	32.10		93.7	93.7		7.25	7.24		1.75	1.95		4	
18/3/2011	15:23	Cloudy	Middle	2.5	17.50	17.50	17.45	7.91	7.91	7.91	33.80	33.80	33.75	94.1	94.0	93.5	7.30	7.28	7.24	2.72	2.64	2.55	4	3.50
	15:26		Middle	2.5	17.40	17.40		7.90	7.90		33.70	33.70		93.2	92.7		7.20	7.18		2.39	2.44		3	
21/3/2011	18:42	Cloudy	Middle	2.0	19.80	19.80	19.83	7.78	7.80	7.80	32.40	32.40	32.40	87.9	88.0	87.9	6.61	6.60	6.60	4.77	4.70	4.46	6	6.00
	18:44		Middle	2.0	19.80	19.90		7.81	7.81		32.40	32.40		87.8	87.9		6.61	6.59		4.35	4.01		6	
23/3/2011	9:37	Cloudy	Middle	3.0	17.90	17.90	17.95	7.88	7.88	7.89	32.60	32.60	32.55	84.3	84.7	84.0	6.42	6.65	6.56	4.15	4.10	4.09	6	6.00
	9:40		Middle	3.0	18.00	18.00		7.89	7.89		32.50	32.50		83.6	83.3		6.60	6.57		4.08	4.04		6	
25/3/2011	9:43	Cloudy	Middle	2.5	18.60	18.60	18.58	7.80	7.80	7.80	32.40	32.40	32.35	86.5	86.4	85.6	6.55	6.52	6.52	3.47	3.30	3.19	5	4.50
	9:46		Middle	2.5	18.50	18.60		7.79	7.79		32.30	32.30		85.0	84.6		6.50	6.49		2.78	3.20		4	



**Water Monitoring Result at C2 - TH / APA / SOC
Mid-Flood Tide**

Date	Time	Weather Condition	Sampling Depth		Water Temperature			pH			Salinity			DO Saturation		DO		Turbidity		Suspended Solids				
					°C			-			ppt			%		mg/L		NTU		mg/L				
					Value	Average		Value	Average		Value	Average		Value	Average		Value	Average	Value	Average	Value	Average	Value	Average
28/2/2011	14:30	Fine	Middle	2.0	21.70	21.70	21.70	7.84	7.84	7.84	31.37	31.37	31.37	82.2	82.9	82.2	6.03	6.08	6.03	3.66	3.39	3.48	7	8.00
	14:33		Middle	2.0	21.70	21.70		7.83	7.83		31.36	31.36		81.5	82.0		5.98	6.01		3.48	3.38		9	
2/3/2011	14:40	Fine	Middle	2.0	16.70	16.70	16.65	7.94	7.94	7.94	31.44	31.44	31.44	83.4	83.6	83.6	6.70	6.71	6.71	3.80	3.96	3.83	11	10.00
	14:43		Middle	2.0	16.60	16.60		7.94	7.94		31.43	31.43		83.5	84.0		6.69	6.73		3.70	3.85		9	
4/3/2011	20:18	Cloudy	Middle	2.5	17.34	17.34	17.27	8.16	8.16	8.15	30.46	30.46	30.47	83.5	84.4	80.9	6.69	6.76	6.48	2.54	1.99	2.28	4	4.00
	20:22		Middle	2.5	17.20	17.20		8.14	8.14		30.48	30.48		78.8	77.0		6.31	6.17		2.25	2.33		4	
7/3/2011	21:20	Cloudy	Middle	2.0	17.50	17.50	17.45	7.88	7.88	7.88	32.00	32.10	32.08	89.5	89.4	89.3	7.04	7.05	7.04	3.05	2.96	2.90	6	5.50
	21:22		Middle	2.0	17.40	17.40		7.89	7.89		32.10	32.10		89.2	88.9		7.04	7.03		2.71	2.86		5	
9/3/2011	9:20	Cloudy	Middle	1.5	16.80	16.80	16.80	8.01	8.01	8.02	32.50	32.50	32.45	86.7	86.4	86.3	7.00	6.97	6.97	3.15	3.03	3.09	8	8.50
	9:23		Middle	1.5	16.80	16.80		8.02	8.02		32.40	32.40		86.2	86.0		6.96	6.94		3.02	3.17		9	
11/3/2011	8:58	Cloudy	Middle	2.0	17.10	17.10	17.15	7.98	7.98	7.99	32.80	32.80	32.75	81.1	80.9	80.5	6.48	6.45	6.43	2.43	2.54	2.50	9	12.00
	9:01		Middle	2.0	17.20	17.20		7.99	7.99		32.70	32.70		80.5	79.5		6.44	6.33		2.63	2.41		15	
13/3/2011	12:13	Sunny	Middle	2.0	19.00	19.00	18.98	7.74	7.74	7.75	32.90	33.00	32.95	86.5	86.3	86.3	6.56	6.53	6.53	6.58	6.72	6.28	4	5.00
	12:15		Middle	2.0	18.90	19.00		7.75	7.75		33.00	32.90		86.2	86.0		6.51	6.50		5.85	5.96		6	
16/3/2011	15:43	Fine	Middle	2.0	18.40	18.40	18.25	7.87	7.87	7.86	32.20	32.20	32.05	87.4	86.7	86.1	6.79	6.66	6.67	1.99	2.03	1.96	5	6.00
	15:46		Middle	2.0	18.10	18.10		7.84	7.84		31.90	31.90		85.6	84.7		6.64	6.58		1.92	1.90		7	
18/3/2011	15:07	Cloudy	Middle	2.0	17.80	17.80	17.78	6.85	6.85	6.85	33.60	33.60	33.60	92.3	92.2	92.1	7.33	7.29	7.28	3.45	3.37	3.31	6	6.50
	15:10		Middle	2.0	17.70	17.80		6.84	6.84		33.50	33.70		92.0	91.9		7.27	7.24		3.32	3.09		7	
21/3/2011	20:57	Cloudy	Middle	2.0	19.40	19.40	19.40	7.83	7.84	7.84	32.30	32.30	32.30	85.4	85.3	85.3	6.54	6.53	6.52	3.94	3.79	3.79	5	5.50
	21:02		Middle	2.0	19.40	19.40		7.84	7.85		32.30	32.30		85.2	85.1		6.51	6.49		3.77	3.67		6	
23/3/2011	9:15	Cloudy	Middle	1.0	17.10	17.10	17.10	7.93	7.93	7.94	33.10	33.10	33.10	86.0	85.0	85.4	6.76	6.70	6.72	3.81	3.86	3.56	5	4.50
	9:18		Middle	1.0	17.10	17.10		7.94	7.94		33.10	33.10		85.6	85.0		6.74	6.69		3.28	3.29		4	
25/3/2011	9:24	Cloudy	Middle	2.0	18.60	18.60	18.55	7.76	7.76	7.76	32.40	32.40	32.35	84.2	84.1	83.1	6.52	6.51	6.48	4.89	5.04	4.99	7	7.00
	9:27		Middle	2.0	18.50	18.50		7.75	7.75		32.30	32.30		82.3	81.6		6.44	6.43		5.03	4.98		7	



**Water Monitoring Result at C3 - HKCEC Phase I
Mid-Flood Tide**

Date	Time	Weather Condition	Sampling Depth		Water Temperature			pH			Salinity			DO Saturation		DO		Turbidity		Suspended Solids				
					°C			-			ppt			%		mg/L		NTU		mg/L				
			m		Value	Average		Value	Average		Value	Average		Value	Average		Value	Average		Value	Average			
28/2/2011	14:40	Fine	Middle	3.0	21.60	21.60	21.60	7.85	7.85	7.85	31.34	31.34	31.34	85.2	86.5	85.9	6.26	6.35	6.43	10.41	10.30	10.00	20	19.50
	14:43		Middle	3.0	21.60	21.60		7.84	7.84		31.34	31.34		86.3	85.5		6.82	6.27		6.43	9.29		9.98	
2/3/2011	14:51	Fine	Middle	3.0	16.90	16.90	16.90	7.93	7.93	7.93	31.45	31.45	31.45	83.9	84.6	84.5	6.72	6.77	6.76	5.86	4.99	5.51	13	13.00
	14:54		Middle	3.0	16.90	16.90		7.92	7.92		31.45	31.45		84.8	84.7		6.78	6.77		6.76	5.50		5.70	
4/3/2011	20:09	Cloudy	Middle	3.0	17.23	17.23	17.23	8.19	8.19	8.19	30.53	30.53	30.53	88.1	87.2	85.3	7.06	6.98	6.80	2.15	2.22	2.23	3	3.00
	20:12		Middle	3.0	17.23	17.23		8.19	8.19		30.53	30.53		82.1	83.6		6.57	6.59		6.80	2.30		2.24	
7/3/2011	20:59	Cloudy	Middle	3.0	17.50	17.50	17.50	7.87	7.87	7.87	32.10	32.10	32.10	87.9	87.8	85.5	6.95	6.93	6.92	3.68	3.39	3.48	6	5.50
	21:00		Middle	3.0	17.50	17.50		7.87	7.88		32.10	32.10		78.6	87.7		6.89	6.90		6.92	3.35		3.48	
9/3/2011	9:35	Cloudy	Middle	3.0	16.50	16.50	16.45	8.00	8.00	8.01	32.30	32.30	32.25	89.7	89.4	89.2	7.29	7.28	7.26	4.40	3.86	3.77	8	7.00
	9:38		Middle	3.0	16.40	16.40		8.01	8.01		32.20	32.20		88.9	88.8		7.24	7.22		7.26	3.42		3.39	
11/3/2011	10:20	Cloudy	Middle	3.0	16.90	16.90	16.95	7.96	7.96	7.96	32.20	32.20	32.20	84.5	84.7	84.5	6.82	6.79	6.79	2.40	2.44	2.41	4	3.50
	10:23		Middle	3.0	17.00	17.00		7.95	7.95		32.20	32.20		84.4	84.2		6.78	6.77		6.79	2.47		2.31	
13/3/2011	11:55	Sunny	Middle	3.5	18.30	18.20	18.18	7.73	7.74	7.74	32.80	32.90	32.85	83.7	83.6	83.5	6.61	6.59	6.59	1.69	1.68	1.71	4	4.00
	11:57		Middle	3.5	18.10	18.10		7.75	7.75		32.80	32.90		83.4	83.2		6.58	6.57		6.59	1.70		1.77	
16/3/2011	17:15	Fine	Middle	3.0	17.10	17.10	17.05	7.80	7.80	7.80	33.40	33.40	33.35	91.3	90.3	90.3	6.99	6.93	6.93	3.18	2.93	2.95	5	5.00
	17:18		Middle	3.0	17.00	17.00		7.79	7.79		33.30	33.30		89.7	89.9		6.91	6.89		6.93	2.98		2.71	
18/3/2011	16:30	Cloudy	Middle	3.0	17.60	17.60	17.55	8.00	8.00	8.00	32.80	32.80	32.75	92.8	92.6	92.4	7.12	7.06	7.07	3.99	3.99	3.71	5	5.50
	16:33		Middle	3.0	17.50	17.50		7.99	7.99		32.70	32.70		92.1	91.9		7.05	7.05		7.07	3.49		3.35	
21/3/2011	20:44	Cloudy	Middle	3.5	19.70	19.70	19.70	7.75	7.76	7.76	32.20	32.20	32.20	85.6	85.5	85.3	6.33	6.30	6.30	3.67	3.48	3.43	3	3.00
	20:50		Middle	3.5	19.70	19.70		7.76	7.77		32.20	32.20		85.1	84.9		6.28	6.27		6.30	3.36		3.20	
23/3/2011	10:37	Cloudy	Middle	3.0	18.00	18.00	17.95	7.84	7.84	7.84	33.20	33.20	33.15	76.9	76.6	76.5	6.05	6.03	6.01	2.94	2.86	2.91	3	4.00
	10:40		Middle	3.0	17.90	17.90		7.83	7.83		33.10	33.10		76.3	76.1		6.00	5.97		6.01	3.04		2.79	
25/3/2011	10:56	Cloudy	Middle	2.5	18.20	18.20	18.25	7.85	7.85	7.85	32.40	32.40	32.35	74.2	73.9	73.9	5.84	5.83	5.82	2.92	2.73	2.79	4	4.00
	10:59		Middle	2.5	18.30	18.30		7.84	7.84		32.30	32.30		73.8	73.6		5.80	5.79		5.82	2.82		2.70	



**Water Monitoring Result at C4e - WCT / GEC
Mid-Flood Tide**

Date	Time	Weather Condition	Sampling Depth		Water Temperature			pH			Salinity			DO Saturation		DO		Turbidity		Suspended Solids				
					°C			-			ppt			%		mg/L		NTU		mg/L				
			m		Value	Average	Value	Average	Value	Average	Value	Average	Value	Average	Value	Average	Value	Average	Value	Average	Value	Average		
28/2/2011	14:53	Fine	Middle	1.5	21.80	21.80	21.85	7.81	7.81	7.82	31.34	31.34	31.34	81.6	81.5	81.9	5.97	5.96	5.99	3.52	3.94	3.59	6	7.00
	14:56		Middle	1.5	21.90	21.90		7.82	7.82		31.33	31.33		81.7	82.6		5.98	6.04		3.26	3.62		8	
2/3/2011	15:06	Fine	Middle	1.5	17.20	17.20	17.25	7.89	7.89	7.90	31.46	31.46	31.46	78.9	77.7	78.4	6.25	6.15	6.22	3.18	2.48	2.62	4	5.00
	15:09		Middle	1.5	17.30	17.30		7.90	7.90		31.45	31.45		78.1	78.9		6.21	6.26		2.53	2.28		6	
4/3/2011	19:45	Cloudy	Middle	2.0	17.27	17.27	17.26	8.16	8.16	8.16	30.43	30.43	30.44	81.4	85.6	86.1	6.52	6.98	6.92	4.44	4.12	3.93	4	5.00
	19:48		Middle	2.0	17.25	17.25		8.16	8.16		30.45	30.45		88.6	88.7		7.09	7.10		3.53	3.64		6	
7/3/2011	20:24	Cloudy	Middle	2.0	17.50	17.50	17.50	7.92	7.92	7.93	32.20	32.20	32.20	91.6	91.4	91.5	7.24	7.23	7.23	4.24	3.95	4.00	10	10.00
	20:28		Middle	2.0	17.50	17.50		7.93	7.93		32.20	32.20		91.5	91.3		7.22	7.21		3.98	3.84		10	
9/3/2011	10:10	Cloudy	Middle	1.5	16.10	16.10	16.10	8.02	8.02	8.03	32.30	32.30	32.30	85.6	85.4	85.4	7.01	7.00	6.99	3.67	2.81	3.00	5	6.00
	10:13		Middle	1.5	16.10	16.10		8.03	8.03		32.30	32.30		85.3	85.1		6.98	6.97		2.77	2.73		7	
11/3/2011	10:12	Cloudy	Middle	2.0	16.80	16.80	16.80	7.97	7.97	7.97	32.30	32.30	32.30	89.4	88.3	87.7	7.18	7.12	7.06	2.39	2.54	2.27	4	4.00
	10:15		Middle	2.0	16.80	16.80		7.97	7.97		32.30	32.30		86.9	86.3		6.99	6.95		2.11	2.05		4	
13/3/2011	11:25	Sunny	Middle	2.0	19.10	19.10	19.13	7.81	7.82	7.82	31.80	31.80	31.83	87.7	87.6	284.2	6.70	6.71	6.70	5.61	5.23	5.44	6	7.00
	11:27		Middle	2.0	19.10	19.20		7.82	7.82		31.80	31.90		87.4	87.3		6.68	6.69		5.37	5.53		8	
16/3/2011	17:02	Fine	Middle	1.5	17.30	17.30	17.25	7.95	7.95	7.95	33.60	33.60	33.55	91.6	90.9	90.6	7.22	7.21	7.17	2.80	2.41	2.47	5	5.00
	17:05		Middle	1.5	17.20	17.20		7.94	7.94		33.50	33.50		90.2	89.7		7.15	7.11		2.35	2.31		5	
18/3/2011	16:20	Cloudy	Middle	1.5	17.60	17.60	17.55	7.97	7.97	7.97	32.60	32.60	32.55	90.5	87.8	88.6	7.09	7.05	7.03	4.88	3.19	4.50	4	4.00
	16:23		Middle	1.5	17.50	17.50		7.96	7.96		32.50	32.50		88.2	87.9		6.97	7.02		6.97	2.96		4	
21/3/2011	20:13	Cloudy	Middle	2.0	19.30	19.30	19.28	7.84	7.84	7.85	32.30	32.30	32.30	87.7	87.5	87.4	6.56	6.55	6.54	6.09	6.28	6.01	8	7.50
	20:16		Middle	2.0	19.30	19.20		7.85	7.85		32.30	32.30		87.3	87.2		6.54	6.51		5.84	5.83		7	
23/3/2011	10:28	Cloudy	Middle	2.0	17.90	17.90	17.80	7.91	7.91	7.92	33.50	33.50	33.50	77.5	77.3	76.0	6.10	6.08	5.99	2.02	2.24	2.18	3	2.50
	10:31		Middle	2.0	17.70	17.70		7.92	7.92		33.50	33.50		74.9	74.4		5.90	5.87		2.24	2.20		2	
25/3/2011	10:37	Cloudy	Middle	2.0	18.20	18.20	18.15	7.84	7.84	7.84	32.50	32.50	32.45	89.4	88.3	88.5	6.80	6.79	6.77	4.20	3.40	3.30	3	3.50
	10:40		Middle	2.0	18.10	18.10		7.83	7.83		32.40	32.40		88.4	88.0		6.70	6.77		2.70	2.90		4	



**Water Monitoring Result at C4w - WCT / GEC
Mid-Flood Tide**

Date	Time	Weather Condition	Sampling Depth		Water Temperature			pH			Salinity			DO Saturation		DO		Turbidity		Suspended Solids				
					°C			-			ppt			%		mg/L		NTU		mg/L				
			m		Value	Average	Value	Average	Value	Average	Value	Average	Value	Average	Value	Average	Value	Average	Value	Average	Value	Average		
28/2/2011	14:48	Fine	Middle	1.5	21.30	21.30	21.35	7.80	7.80	7.81	31.20	31.20	31.20	80.2	80.4	80.4	5.92	5.94	5.94	2.58	2.34	2.39	8	7.00
	14:51		Middle	1.5	21.40	21.40		7.81	7.81		31.20	31.20		80.4	80.7		5.93	5.96		2.33	2.32		6	
2/3/2011	14:59	Fine	Middle	1.5	17.20	17.20	17.25	7.82	7.82	7.82	31.31	31.31	31.32	75.5	75.6	75.8	5.98	5.91	5.94	1.11	1.16	1.18	4	4.50
	15:02		Middle	1.5	17.30	17.30		7.82	7.82		31.32	31.32		76.0	75.9		5.93	5.92		1.22	1.23		5	
4/3/2011	20:01	Cloudy	Middle	2.0	17.21	17.21	17.23	8.00	8.00	8.00	30.49	30.49	30.50	88.8	93.4	91.5	7.10	7.47	7.32	2.78	2.94	2.95	4	4.50
	20:04		Middle	2.0	17.25	17.25		8.00	8.00		30.50	30.50		92.0	91.8		7.37	7.35		3.18	2.88		5	
7/3/2011	20:41	Cloudy	Middle	2.0	17.40	17.40	17.40	7.71	7.71	7.71	32.10	32.10	32.08	93.7	93.6	93.5	7.42	7.41	7.41	6.60	5.88	6.03	7	7.00
	20:46		Middle	2.0	17.40	17.40		7.71	7.71		32.10	32.00		93.5	93.3		7.40	7.41		5.69	5.94		7	
9/3/2011	9:53	Cloudy	Middle	2.0	16.40	16.40	16.35	7.87	7.87	7.87	32.30	32.30	32.25	90.1	89.9	89.8	7.33	7.32	7.31	3.77	4.19	3.95	9	8.00
	9:56		Middle	2.0	16.30	16.30		7.86	7.86		32.20	32.20		89.7	89.5		7.30	7.29		3.95	3.90		7	
11/3/2011	10:05	Cloudy	Middle	1.5	16.90	16.90	16.85	7.84	7.84	7.84	32.30	32.30	32.30	82.3	81.8	81.7	6.61	6.58	6.57	2.57	2.47	2.52	3	2.50
	10:08		Middle	1.5	16.80	16.80		7.83	7.83		32.30	32.30		81.5	81.2		6.55	6.54		2.52	2.53		2	
13/3/2011	11:42	Sunny	Middle	2.0	18.70	18.70	18.65	7.71	7.72	7.72	32.90	32.80	32.83	82.6	82.2	82.2	6.26	6.25	6.24	1.64	1.65	1.50	3	4.00
	11:44		Middle	2.0	18.60	18.60		7.72	7.72		32.80	32.80		82.0	81.8		6.23	6.22		1.42	1.28		5	
16/3/2011	16:55	Fine	Middle	2.0	18.00	18.00	17.95	7.76	7.76	7.76	33.40	33.40	33.35	88.9	88.4	87.3	6.86	6.79	6.80	1.63	1.45	1.54	3	3.50
	16:58		Middle	2.0	17.90	17.90		7.75	7.75		33.30	33.30		86.3	85.4		6.85	6.71		1.66	1.43		4	
18/3/2011	16:15	Cloudy	Middle	2.0	17.40	17.40	17.35	7.88	7.88	7.88	33.80	33.80	33.50	89.4	88.9	88.9	7.09	7.15	7.08	1.32	1.37	1.31	3	2.50
	16:18		Middle	2.0	17.30	17.30		7.87	7.87		33.20	33.20		88.8	88.5		7.06	7.02		1.22	1.32		2	
21/3/2011	20:32	Cloudy	Middle	2.0	19.60	19.60	19.60	7.71	7.72	7.72	32.20	32.20	32.20	90.6	90.5	90.4	6.90	6.89	6.89	3.30	3.44	3.41	4	3.50
	20:36		Middle	2.0	19.60	19.60		7.72	7.73		32.20	32.20		90.3	90.2		6.88	6.87		3.33	3.56		3	
23/3/2011	10:20	Cloudy	Middle	1.5	17.90	17.90	17.85	7.79	7.79	7.81	33.30	33.30	33.35	74.9	74.6	74.2	5.89	5.86	5.84	1.41	1.48	1.38	3	3.00
	10:23		Middle	1.5	17.80	17.80		7.83	7.83		33.40	33.40		73.7	73.5		5.80	5.79		1.30	1.31		<2	
25/3/2011	10:44	Cloudy	Middle	1.5	18.10	18.10	18.05	7.79	7.79	7.79	32.40	32.40	32.35	80.2	80.5	80.0	6.60	6.54	6.52	1.10	1.08	1.06	<2	<2
	10:47		Middle	1.5	18.00	18.00		7.78	7.78		32.30	32.30		79.8	79.6		6.49	6.43		0.96	1.08		<2	



**Water Monitoring Result at C5e - Sun Hung Kai Centre
Mid-Flood Tide**

Date	Time	Weather Condition	Sampling Depth		Water Temperature			pH			Salinity			DO Saturation			DO			Turbidity			Suspended Solids	
					°C			-			ppt			%			mg/L			NTU			mg/L	
			Value	Average	Value	Average	Value	Average	Value	Average	Value	Average	Value	Average	Value	Average	Value	Average	Value	Average	Value	Average	Value	Average
28/2/2011	15:15	Fine	Middle	1.5	21.20	21.20	21.25	7.87	7.87	7.87	31.32	31.32	31.33	84.6	84.7	84.8	6.22	6.23	6.24	2.98	3.14	3.14	7	7.50
	15:18		Middle	1.5	21.30	21.30		7.86	7.86		31.33	31.33		85.0	84.8		6.26	6.24		3.29	3.15		8	
2/3/2011	15:32	Fine	Middle	1.5	17.50	17.50	17.45	7.90	7.90	7.90	31.27	31.27	31.27	80.0	80.6	80.3	6.24	6.29	6.26	5.80	5.17	5.40	10	9.00
	15:35		Middle	1.5	17.40	17.40		7.89	7.89		31.27	31.27		80.1	80.3		6.25	6.27		5.42	5.22		8	
4/3/2011	19:17	Cloudy	Middle	2.0	16.87	16.87	16.90	8.24	8.24	8.23	30.48	30.48	30.49	89.7	88.3	87.2	7.21	7.10	7.01	2.32	2.16	2.16	5	4.50
	19:20		Middle	2.0	16.93	16.93		8.21	8.21		30.49	30.49		84.9	85.9		6.83	6.91		2.00	2.16		4	
7/3/2011	19:45	Cloudy	Middle	2.0	17.80	17.80	17.80	7.94	7.94	7.94	32.00	32.00	32.00	89.8	89.5	89.4	6.91	6.89	6.88	4.04	4.12	3.88	4	4.50
	19:49		Middle	2.0	17.80	17.80		7.94	7.95		32.00	32.00		89.3	89.1		6.86	6.85		3.63	3.74		5	
9/3/2011	10:06	Cloudy	Middle	1.5	16.60	16.60	16.55	7.95	7.95	7.95	31.38	31.38	31.39	70.0	69.8	70.1	5.66	5.64	5.66	2.26	2.52	2.46	4	3.50
	10:09		Middle	1.5	16.50	16.50		7.95	7.94		31.40	31.40		70.1	70.3		5.67	5.68		2.39	2.65		3	
11/3/2011	9:50	Cloudy	Middle	1.5	17.10	17.10	17.10	7.99	7.99	8.00	32.40	32.40	32.35	86.2	85.5	85.3	6.87	6.84	6.81	3.01	3.33	3.17	6	5.50
	9:53		Middle	1.5	17.10	17.10		8.00	8.00		32.30	32.30		85.0	84.3		6.79	6.74		3.12	3.23		5	
13/3/2011	10:40	Sunny	Middle	2.0	18.80	18.80	18.85	7.81	7.82	7.82	32.90	33.00	32.90	78.7	78.6	78.6	6.06	6.07	6.06	4.53	4.88	4.78	3	4.00
	10:42		Middle	2.0	18.90	18.90		7.82	7.83		32.90	32.80		78.5	78.4		6.05	6.04		5.02	4.70		5	
16/3/2011	16:30	Fine	Middle	2.0	18.30	18.30	18.25	7.88	7.88	7.88	32.30	32.30	32.25	88.2	87.5	87.4	6.89	6.85	6.83	3.50	3.80	3.50	7	7.50
	16:33		Middle	2.0	18.20	18.20		7.87	7.87		32.20	32.20		87.0	86.8		6.83	6.73		3.39	3.30		8	
18/3/2011	15:50	Cloudy	Middle	1.5	17.80	17.80	17.75	7.81	7.81	7.81	33.30	33.30	33.25	90.5	90.2	90.2	6.99	6.98	6.93	3.13	3.41	3.35	3	2.50
	15:53		Middle	1.5	17.70	17.70		7.80	7.80		33.20	33.20		90.1	89.8		6.89	6.85		3.41	3.43		2	
21/3/2011	19:34	Cloudy	Middle	2.0	19.70	19.70	19.70	7.85	7.85	7.86	32.10	32.20	32.18	84.1	83.9	83.8	6.25	6.24	6.23	6.95	7.11	6.98	9	9.00
	19:36		Middle	2.0	19.70	19.70		7.86	7.86		32.20	32.20		83.6	83.4		6.22	6.21		6.87	6.97		9	
23/3/2011	10:08	Cloudy	Middle	2.0	18.30	18.30	18.25	7.90	7.90	7.91	32.30	32.30	32.35	79.3	78.6	78.2	6.22	6.17	6.13	2.98	3.33	2.93	3	3.50
	10:11		Middle	2.0	18.20	18.20		7.91	7.91		32.40	32.40		77.6	77.2		6.10	6.04		2.82	2.60		4	
25/3/2011	10:14	Cloudy	Middle	2.0	18.60	18.60	18.55	7.83	7.83	7.83	32.30	32.30	32.25	83.7	83.1	82.8	6.13	6.25	6.18	3.63	3.49	3.45	6	5.50
	10:17		Middle	2.0	18.50	18.50		7.82	7.82		32.20	32.20		82.0	82.3		6.11	6.22		3.40	3.27		5	



**Water Monitoring Result at C5w - Sun Hung Kai Centre
Mid-Flood Tide**

Date	Time	Weather Condition	Sampling Depth		Water Temperature			pH			Salinity			DO Saturation			DO			Turbidity			Suspended Solids	
					°C			-			ppt			%			mg/L			NTU			mg/L	
			m		Value	Average	Value	Average	Value	Average	Value	Average	Value	Average	Value	Average	Value	Average	Value	Average	Value	Average	Value	Average
28/2/2011	15:21	Fine	Middle	1.5	21.50	21.50	21.45	7.87	7.87	7.87	31.33	31.33	31.33	84.4	84.7	84.9	6.21	6.25	6.25	4.05	3.94	3.92	9	8.50
	15:24		Middle	1.5	21.40	21.40		7.86	7.86		31.32	31.32		85.0	85.5		6.25	6.29		6.25	4.01		3.69	
2/3/2011	15:39	Fine	Middle	1.5	17.50	17.50	17.55	7.94	7.94	7.94	31.05	31.05	31.06	82.4	82.6	82.7	6.52	6.53	6.54	4.73	5.05	4.59	8	9.00
	15:42		Middle	1.5	17.60	17.60		7.93	7.93		31.06	31.06		82.7	83.1		6.54	6.57		6.54	4.27		4.29	
4/3/2011	19:30	Cloudy	Middle	2.0	17.12	17.12	17.17	8.24	8.24	8.24	30.38	30.38	30.37	89.2	88.4	88.3	7.15	7.09	7.08	2.22	2.23	2.21	4	4.00
	19:34		Middle	2.0	17.21	17.21		8.24	8.23		30.36	30.36		83.4	92.3		6.69	7.40		7.08	2.18		2.20	
7/3/2011	20:00	Cloudy	Middle	2.0	17.60	17.60	17.60	7.98	7.98	7.98	31.40	31.50	31.45	90.2	90.1	90.1	7.18	7.17	7.17	3.50	3.08	3.35	3	3.00
	20:05		Middle	2.0	17.60	17.60		7.98	7.98		31.40	31.50		90.0	89.9		7.17	7.15		7.17	3.57		3.25	
9/3/2011	9:54	Cloudy	Middle	1.5	16.60	16.60	16.50	8.08	8.08	8.07	31.35	31.35	31.36	73.6	73.9	73.9	5.94	5.97	5.97	2.49	2.59	2.56	4	4.50
	9:58		Middle	1.5	16.40	16.40		8.05	8.05		31.36	31.36		74.1	74.0		5.99	5.98		5.97	2.55		2.61	
11/3/2011	9:40	Cloudy	Middle	1.5	17.10	17.10	17.15	8.01	8.01	8.02	32.40	32.40	32.35	86.4	86.0	85.8	6.90	6.87	6.85	3.36	3.03	3.04	7	6.00
	9:43		Middle	1.5	17.20	17.20		8.02	8.02		32.30	32.30		85.5	85.1		6.83	6.80		6.85	2.93		2.84	
13/3/2011	10:57	Sunny	Middle	2.0	18.80	18.80	18.85	7.87	7.87	7.88	32.60	32.50	32.50	85.1	84.9	84.8	6.49	6.46	6.46	4.70	3.98	4.35	9	10.00
	10:59		Middle	2.0	18.90	18.90		7.88	7.88		32.50	32.40		84.6	84.5		6.44	6.43		6.46	4.32		4.39	
16/3/2011	16:37	Fine	Middle	2.0	18.30	18.30	18.35	7.98	7.98	7.98	32.20	32.20	32.15	94.3	94.1	93.9	7.38	7.35	7.35	4.76	4.81	4.70	7	8.00
	16:40		Middle	2.0	18.40	18.40		7.97	7.97		32.10	32.10		93.7	93.4		7.33	7.32		7.35	4.64		4.57	
18/3/2011	15:53	Cloudy	Middle	1.5	17.60	17.60	17.55	7.98	7.98	7.98	33.00	33.00	32.95	90.3	97.9	91.8	7.09	7.04	7.04	4.79	5.08	4.65	3	3.50
	15:56		Middle	1.5	17.50	17.50		7.97	7.97		32.90	32.90		89.5	89.4		7.03	7.00		7.04	4.37		4.35	
21/3/2011	19:53	Cloudy	Middle	2.0	19.30	19.30	19.30	7.92	7.92	7.92	32.20	32.20	32.20	84.1	84.0	83.9	6.46	6.44	6.44	7.28	7.14	7.18	12	12.00
	20:00		Middle	2.0	19.30	19.30		7.92	7.93		32.20	32.20		83.8	83.6		6.43	6.41		6.44	7.22		7.07	
23/3/2011	10:00	Cloudy	Middle	1.0	18.10	18.10	18.15	7.89	7.89	7.89	33.10	33.10	33.15	79.8	79.4	79.4	6.23	6.21	6.20	3.87	4.43	4.20	5	6.00
	10:03		Middle	1.0	18.20	18.20		7.88	7.88		33.20	33.20		79.3	79.0		6.19	6.17		6.20	4.39		4.11	
25/3/2011	10:21	Cloudy	Middle	1.5	18.60	18.60	18.55	7.88	7.88	7.88	32.40	32.40	32.35	90.4	90.1	90.3	7.08	7.07	7.05	3.20	3.95	3.40	6	5.00
	10:24		Middle	1.5	18.50	18.50		7.87	7.87		32.30	32.30		90.2	90.4		7.04	7.01		7.05	3.18		3.28	



**Water Monitoring Result at WSD21 - Wan Chai
Mid-Flood Tide**

Date	Time	Weather Condition	Sampling Depth		Water Temperature			pH			Salinity			DO Saturation			DO			Turbidity			Suspended Solids	
					°C			-			ppt			%			mg/L			NTU			mg/L	
			m		Value	Average		Value	Average		Value	Average		Value	Average		Value	Average		Value	Average		Value	Average
28/2/2011	15:07	Fine	Middle	2.0	21.10	21.10	21.15	7.87	7.87	7.87	31.32	31.32	31.33	82.6	83.5	83.5	6.12	6.19	6.19	5.63	5.12	5.16	10	9.50
	15:10		Middle	2.0	21.20	21.20		7.86	7.86		31.33	31.33		84.1	83.9		83.5	6.23		6.21	6.19		4.87	
2/3/2011	15:25	Fine	Middle	2.0	17.50	17.50	17.45	7.96	7.96	7.96	31.34	31.34	31.34	84.7	84.0	84.1	6.84	6.78	6.79	5.85	5.55	5.70	7	8.00
	15:28		Middle	2.0	17.40	17.40		7.95	7.95		31.33	31.33		83.5	84.3		84.1	6.73		6.80	6.79		5.90	
4/3/2011	19:01	Cloudy	Middle	2.5	16.97	16.97	16.98	8.21	8.21	8.21	30.67	30.67	30.68	85.2	84.1	84.3	6.84	6.76	6.77	4.10	4.00	3.92	7	6.50
	19:04		Middle	2.5	16.99	16.99		8.21	8.21		30.68	30.68		85.5	82.3		84.3	6.87		6.62	6.77		3.69	
7/3/2011	19:17	Cloudy	Middle	2.0	17.60	17.60	17.55	7.93	7.93	7.94	32.20	32.20	32.20	89.9	89.7	89.6	7.07	7.06	7.05	5.12	5.20	5.02	7	7.50
	19:20		Middle	2.0	17.50	17.50		7.94	7.94		32.20	32.20		89.4	89.3		89.6	7.05		7.03	7.05		5.03	
9/3/2011	9:36	Cloudy	Middle	2.0	16.40	16.40	16.30	8.03	8.03	8.02	31.55	31.55	31.57	78.7	78.3	78.6	6.38	6.35	6.38	4.33	3.68	3.80	5	6.00
	9:39		Middle	2.0	16.20	16.20		8.01	8.01		31.58	31.58		78.9	78.6		78.6	6.40		6.38	6.38		3.79	
11/3/2011	9:30	Cloudy	Middle	2.0	16.80	16.80	16.75	8.02	8.02	8.03	32.40	32.40	32.35	86.2	86.0	85.8	6.95	6.93	6.92	3.28	3.23	3.14	10	10.00
	9:33		Middle	2.0	16.70	16.70		8.03	8.03		32.30	32.30		85.6	85.4		85.8	6.90		6.88	6.92		3.00	
13/3/2011	10:09	Sunny	Middle	2.0	17.60	17.60	17.60	7.91	7.91	7.91	33.20	33.20	33.18	81.6	81.6	81.6	6.39	6.40	6.39	6.90	6.64	6.73	11	12.00
	10:11		Middle	2.0	17.60	17.60		7.91	7.91		33.10	33.20		81.5	81.5		81.6	6.39		6.38	6.39		6.73	
16/3/2011	16:15	Fine	Middle	2.0	18.40	18.40	18.35	7.97	7.97	7.97	32.30	32.30	32.25	94.7	94.7	94.4	7.40	7.36	7.36	5.79	5.98	5.88	14	15.00
	16:18		Middle	2.0	18.30	18.30		7.96	7.96		32.20	32.20		94.2	94.0		94.4	7.33		7.34	7.36		5.98	
18/3/2011	15:37	Cloudy	Middle	2.0	17.50	17.50	17.45	7.96	7.96	7.96	33.60	33.60	33.55	92.8	92.4	92.3	7.29	7.26	7.25	5.00	4.84	4.81	6	6.00
	15:40		Middle	2.0	17.40	17.40		7.95	7.95		33.50	33.50		92.1	91.9		92.3	7.22		7.21	7.25		4.55	
21/3/2011	19:07	Cloudy	Middle	2.0	19.70	19.70	19.70	7.81	7.82	7.82	32.20	32.20	32.20	88.9	88.8	88.8	6.68	6.67	6.67	6.60	6.46	6.28	8	7.00
	19:09		Middle	2.0	19.70	19.70		7.82	7.83		32.20	32.20		88.7	88.7		88.8	6.67		6.66	6.67		5.94	
23/3/2011	9:48	Cloudy	Middle	2.0	18.00	18.00	17.95	7.88	7.88	7.90	33.30	33.30	33.35	77.6	77.4	76.7	6.11	6.08	6.03	5.15	4.14	4.40	6	6.50
	9:52		Middle	2.0	17.90	17.90		7.92	7.92		33.40	33.40		76.0	75.8		76.7	5.97		5.95	6.03		4.16	
25/3/2011	10:05	Cloudy	Middle	1.5	18.60	18.60	18.55	7.79	7.79	7.79	32.40	32.40	32.35	80.9	80.6	80.6	6.53	6.50	6.46	4.59	4.39	4.66	6	5.00
	10:08		Middle	1.5	18.50	18.50		7.78	7.78		32.30	32.30		80.5	80.2		80.6	6.42		6.40	6.46		4.88	



**Water Monitoring Result at WSD19 - Sheung Wan
Mid-Flood Tide**

Date	Time	Weather Condition	Sampling Depth		Water Temperature			pH			Salinity			DO Saturation			DO		Turbidity			Suspended Solids		
					°C			-			ppt			%			mg/L		NTU			mg/L		
			m	Value	Average	Value	Average	Value	Average	Value	Average	Value	Average	Value	Average	Value	Average	Value	Average	Value	Average	Value	Average	
28/2/2011	13:15	Fine	Middle	1.5	18.80	18.80	18.85	7.81	7.81	7.81	31.48	31.48	31.48	90.2	89.8	89.9	7.06	7.03	7.03	3.29	3.53	3.23	5	4.50
	13:18		Middle	1.5	18.90	18.90		7.80	7.80		31.48	31.48		90.3	89.3		7.06	6.96		2.98	3.11		4	
2/3/2011	18:46	Fine	Middle	1.5	17.20	17.20	17.20	7.82	7.82	7.82	31.44	31.44	31.44	82.8	83.4	83.0	6.59	6.63	6.60	5.00	4.76	4.64	6	7.00
	18:48		Middle	1.5	17.20	17.20		7.81	7.81		31.44	31.44		83.5	82.1		6.64	6.53		4.37	4.41		8	
4/3/2011	18:01	Cloudy	Middle	2.0	16.62	16.62	16.62	8.30	8.30	8.30	30.69	30.69	30.70	85.0	89.5	89.9	6.88	7.24	7.27	4.20	4.88	4.61	9	9.00
	18:04		Middle	2.0	16.62	16.62		8.30	8.29		30.70	30.70		90.7	94.3		7.34	7.63		4.53	4.83		9	
7/3/2011	23:17	Cloudy	Middle	2.5	16.63	16.61	16.61	8.09	8.09	8.09	30.56	30.56	30.56	81.0	81.6	79.7	6.82	6.62	6.52	4.27	4.11	4.08	9	8.00
	23:19		Middle	2.5	16.59	16.59		8.09	8.09		30.56	30.56		78.2	77.9		6.33	6.31		3.89	4.03		7	
9/3/2011	7:11	Cloudy	Middle	2.0	15.53	15.53	15.52	8.23	8.23	8.23	30.70	30.70	30.71	91.4	89.2	88.5	7.56	7.38	7.32	4.19	4.38	4.17	9	8.00
	7:14		Middle	2.0	15.53	15.50		8.23	8.23		30.71	30.71		86.9	86.6		7.19	7.16		3.97	4.12		7	
11/3/2011	7:14	Cloudy	Middle	2.0	16.50	16.50	16.50	7.71	7.71	7.71	31.77	31.77	31.78	81.3	81.7	81.6	6.55	6.58	6.57	3.71	3.49	3.56	8	8.50
	7:17		Middle	2.0	16.50	16.50		7.71	7.71		31.78	31.78		82.1	81.2		6.61	6.54		3.49	3.55		9	
13/3/2011	8:36	Sunny	Middle	2.0	19.00	19.00	19.00	7.70	7.70	7.70	31.76	31.76	31.77	76.8	75.1	75.1	5.89	5.57	5.72	3.49	3.17	3.24	8	7.00
	8:40		Middle	2.0	19.00	19.00		7.70	7.70		31.78	31.78		75.0	73.6		5.76	5.65		3.22	3.09		6	
16/3/2011	17:00	Fine	Middle	3.0	17.80	17.80	17.70	7.94	7.94	7.93	32.75	32.75	32.73	83.5	84.1	83.9	6.54	6.59	6.58	5.08	4.12	4.26	9	8.00
	17:04		Middle	3.0	17.60	17.60		7.92	7.92		32.70	32.70		84.2	83.8		6.60	6.57		4.09	3.75		7	
18/3/2011	14:30	Cloudy	Middle	2.0	17.20	17.20	17.10	7.91	7.91	7.93	32.73	32.73	32.72	82.6	82.0	82.4	6.06	6.09	6.32	7.82	6.58	6.67	10	15.00
	14:34		Middle	2.0	17.00	17.00		7.95	7.95		32.70	32.70		82.2	82.9		6.53	6.59		6.04	6.24		20	
21/3/2011	22:28	Cloudy	Middle	2.0	20.60	20.60	20.60	7.84	7.84	7.84	32.56	32.56	32.56	80.2	80.1	78.8	5.90	5.89	5.78	5.43	5.66	5.57	9	9.50
	22:30		Middle	2.0	20.60	20.60		7.84	7.84		32.56	32.56		77.1	77.8		5.61	5.72		5.53	5.67		10	
23/3/2011	7:24	Cloudy	Middle	2.0	17.20	17.20	17.20	7.81	7.81	7.81	32.52	32.52	32.52	73.6	76.4	74.1	5.82	6.04	5.86	5.61	5.01	5.52	8	9.00
	7:26		Middle	2.0	17.20	17.20		7.80	7.80		32.52	32.52		74.0	72.2		5.86	5.71		5.68	5.78		10	
25/3/2011	8:41	Cloudy	Middle	2.0	17.70	17.70	17.70	7.84	7.84	7.84	32.68	32.68	32.68	77.7	69.0	74.0	6.12	5.98	5.96	5.10	5.51	5.36	17	15.50
	8:43		Middle	2.0	17.70	17.70		7.84	7.82		32.68	32.68		74.8	74.3		5.89	5.85		5.02	5.80		14	



**Water Monitoring Result at WSD20 - Kennedy Town
Mid-Flood Tide**

Date	Time	Weather Condition	Sampling Depth		Water Temperature			pH			Salinity			DO Saturation			DO			Turbidity			Suspended Solids	
					°C			-			ppt			%			mg/L			NTU			mg/L	
			m		Value	Average		Value	Average		Value	Average		Value	Average		Value	Average		Value	Average		Value	Average
28/2/2011	12:44	Fine	Middle	1.5	18.00	18.00	18.10	7.86	7.86	7.87	31.37	31.37	31.37	87.4	87.1	87.9	6.97	6.94	7.00	3.61	3.32	3.14	6	5.50
	12:47		Middle	1.5	18.20	18.20		7.87	7.87		31.36	31.36		88.4	88.7		7.04	7.06		3.00	2.62		5	
2/3/2011	19:19	Fine	Middle	1.5	17.20	17.20	17.25	7.91	7.91	7.93	31.37	31.37	31.36	91.2	90.6	90.9	7.25	7.20	7.22	4.52	4.92	4.46	8	7.50
	19:21		Middle	1.5	17.30	17.30		7.94	7.94		31.34	31.34		91.5	90.1		7.28	7.16		4.14	4.27		7	
4/3/2011	17:47	Cloudy	Middle	2.0	16.92	16.92	16.88	8.30	8.30	8.30	30.60	30.60	30.66	87.5	90.7	89.1	7.05	7.31	7.18	5.40	4.86	5.02	7	7.50
	17:52		Middle	2.0	16.84	16.84		8.30	8.30		30.72	30.72		91.9	86.3		7.41	6.96		4.88	4.95		8	
7/3/2011	22:57	Cloudy	Middle	2.0	16.85	16.82	16.83	8.20	8.20	8.20	30.58	30.58	30.60	99.0	95.5	95.1	7.98	7.21	7.43	4.48	4.74	4.50	7	8.00
	22:58		Middle	2.0	16.82	16.82		8.20	8.21		30.61	30.61		89.9	96.0		7.26	7.25		4.14	4.65		9	
9/3/2011	6:57	Cloudy	Middle	2.0	15.49	15.49	15.48	8.35	8.35	8.35	30.72	30.72	30.74	92.5	94.1	93.0	7.66	7.79	7.69	3.00	3.09	3.02	5	4.50
	6:59		Middle	2.0	15.46	15.46		8.35	8.35		30.75	30.75		94.9	90.5		7.86	7.46		2.92	3.07		4	
11/3/2011	7:00	Cloudy	Middle	2.0	15.70	15.70	15.70	7.75	7.75	7.75	31.55	31.55	31.55	82.7	84.0	83.3	6.79	6.88	6.82	3.21	3.84	3.59	6	5.50
	7:03		Middle	2.0	15.70	15.70		7.75	7.76		31.55	31.55		83.2	83.2		6.81	6.81		3.93	3.39		5	
13/3/2011	8:12	Sunny	Middle	2.0	18.80	18.80	18.80	7.75	7.75	7.64	32.04	32.04	32.04	75.9	82.9	79.8	5.84	6.38	6.13	4.65	4.59	4.96	12	11.00
	8:16		Middle	2.0	18.80	18.80		7.78	7.28		32.04	32.04		81.2	79.2		6.22	6.09		5.24	5.34		10	
16/3/2011	12:14	Fine	Middle	1.5	17.40	17.40	17.40	7.84	7.84	7.83	32.35	32.35	32.36	87.2	86.9	87.0	6.88	6.85	6.86	3.31	2.98	3.12	6	6.50
	12:16		Middle	1.5	17.40	17.40		7.81	7.81		32.36	32.36		87.5	86.3		6.91	6.81		3.07	3.11		7	
18/3/2011	14:13	Cloudy	Middle	1.5	17.40	17.40	17.35	8.03	8.03	8.02	32.74	32.74	32.53	92.8	91.9	92.6	7.32	7.25	7.31	5.69	5.59	5.70	9	9.00
	14:17		Middle	1.5	17.30	17.30		8.01	8.01		32.31	32.31		93.0	92.7		7.35	7.32		5.84	5.66		9	
21/3/2011	22:05	Cloudy	Middle	2.0	19.40	19.40	19.40	7.92	7.92	7.92	30.28	30.28	30.28	83.3	81.2	83.6	6.47	6.29	6.50	9.03	9.28	<u>9.51</u>	14	<u>14.00</u>
	22:08		Middle	2.0	19.40	19.40		7.92	7.92		30.28	30.28		84.4	85.6		6.58	6.66		10.30	9.41		14	
23/3/2011	7:00	Cloudy	Middle	2.0	17.10	17.10	17.10	7.81	7.81	7.81	32.48	32.48	32.48	72.6	70.8	71.1	6.09	5.94	6.02	4.90	5.27	4.90	9	9.00
	7:03		Middle	2.0	17.10	17.10		7.81	7.81		32.48	32.48		68.2	72.7		5.97	6.09		4.80	4.62		9	
25/3/2011	8:12	Cloudy	Middle	2.0	17.50	17.50	17.50	7.93	7.93	7.93	32.97	32.97	32.97	85.5	85.3	85.4	6.71	6.89	6.74	7.71	7.61	7.78	9	10.00
	8:13		Middle	2.0	17.50	17.50		7.93	7.93		32.97	32.97		86.1	84.7		6.73	6.63		7.92	7.89		11	



**Water Monitoring Result at WSD7 - Kowloon South
Mid-Flood Tide**

Date	Time	Weather Condition	Sampling Depth		Water Temperature			pH			Salinity			DO Saturation		DO		Turbidity		Suspended Solids				
					°C			-			ppt			%		mg/L		NTU		mg/L				
			Value	Average	Value	Average	Value	Average	Value	Average	Value	Average	Value	Average	Value	Average	Value	Average	Value	Average	Value	Average		
28/2/2011	13:40	Fine	Middle	1.5	19.00	19.00	18.95	8.18	8.18	8.18	31.58	31.58	31.58	93.2	92.5	92.9	6.98	6.93	6.96	2.62	2.41	2.41	5	5.00
	13:43		Middle	1.5	18.90	18.90		8.18	8.18		31.57	31.57		93.3	92.7		6.98	6.95		2.27	2.34		5	
2/3/2011	19:45	Fine	Middle	1.5	17.60	17.60	17.75	7.82	7.82	7.83	31.50	31.50	31.50	84.7	84.2	84.6	6.65	6.62	6.65	5.54	5.11	5.27	9	9.00
	19:48		Middle	1.5	17.90	17.90		7.83	7.83		31.50	31.50		85.3	84.2		6.70	6.62		5.18	5.26		9	
4/3/2011	21:01	Cloudy	Middle	3.0	16.44	16.44	16.32	8.39	8.39	8.36	30.63	30.81	30.78	87.1	88.1	84.7	7.10	7.19	6.89	5.99	5.51	5.58	9	8.00
	21:03		Middle	3.0	16.20	16.20		8.32	8.32		30.83	30.83		81.5	81.9		6.64	6.64		5.30	5.50		7	
7/3/2011	18:35	Cloudy	Middle	2.0	17.21	17.21	17.21	7.87	7.87	7.86	30.83	30.83	30.79	85.8	80.0	83.6	6.85	7.00	6.83	2.64	2.43	2.62	6	6.00
	18:38		Middle	2.0	17.21	17.21		7.85	7.85		30.75	30.75		84.6	84.1		6.75	6.71		2.70	2.72		6	
9/3/2011	5:57	Cloudy	Middle	2.0	14.93	14.93	14.92	8.25	8.25	8.25	30.75	30.75	30.77	91.5	92.9	91.6	7.66	7.77	7.66	2.95	2.95	2.93	7	6.00
	5:59		Middle	2.0	14.91	14.91		8.24	8.24		30.78	30.78		91.5	90.4		7.65	7.56		2.47	3.33		5	
11/3/2011	6:20	Cloudy	Middle	2.0	15.80	15.80	15.80	7.78	7.78	7.78	31.69	31.69	31.69	81.2	81.6	81.8	6.67	6.70	6.96	3.01	2.99	3.05	5	5.00
	06:22		Middle	2.0	15.80	15.80		7.78	7.78		31.69	31.69		82.1	82.2		7.14	7.34		2.96	3.25		5	
13/3/2011	7:41	Sunny	Middle	2.5	18.80	18.80	18.80	7.69	7.69	7.69	31.90	31.90	31.86	78.2	78.6	77.3	6.07	6.10	5.98	2.15	2.07	2.16	4	3.50
	7:43		Middle	2.5	18.80	18.80		7.69	7.69		31.80	31.82		77.0	75.2		5.97	5.79		2.18	2.24		3	
16/3/2011	16:35	Fine	Middle	1.5	17.60	17.60	17.65	7.78	7.78	7.78	32.23	32.23	32.22	79.6	78.4	79.4	6.25	6.15	6.23	2.14	2.07	2.10	6	5.00
	16:38		Middle	1.5	17.70	17.70		7.78	7.78		32.21	32.21		80.1	79.6		6.28	6.24		2.04	2.13		4	
18/3/2011	15:20	Cloudy	Middle	1.5	17.40	17.40	17.30	7.85	7.85	7.85	32.65	32.65	32.68	82.0	80.7	81.3	6.49	6.29	6.42	6.69	6.84	6.71	10	9.00
	15:23		Middle	1.5	17.20	17.20		7.85	7.85		32.70	32.70		81.7	80.7		6.48	6.40		6.60	6.72		8	
21/3/2011	17:47	Cloudy	Middle	3.0	20.10	20.10	20.05	7.88	7.88	7.88	32.56	32.56	32.56	79.9	79.4	79.3	6.00	5.96	5.95	8.04	8.66	8.37	10	9.50
	17:50		Middle	3.0	20.10	19.90		7.88	7.88		32.56	32.56		77.3	80.6		5.80	6.04		7.96	8.81		9	
23/3/2011	5:58	Cloudy	Middle	2.5	17.00	17.00	17.00	7.76	7.76	7.76	32.48	32.48	32.48	70.4	69.8	70.6	5.97	6.01	6.03	3.25	3.45	3.20	3	3.00
	6:00		Middle	2.5	17.00	17.00		7.76	7.76		32.48	32.48		71.4	70.7		6.05	6.09		3.08	3.03		3	
25/3/2011	7:38	Cloudy	Middle	2.5	17.40	17.40	17.40	7.78	7.78	7.78	32.60	32.60	32.60	75.4	76.3	75.6	5.95	6.05	5.98	3.59	3.85	3.46	3	3.00
	7:40		Middle	2.5	17.40	17.40		7.78	7.78		32.60	32.60		76.0	74.5		6.09	5.83		3.16	3.25		3	



**Water Monitoring Result at WSD9 - Tai Wan
Mid-Ebb Tide**

Date	Time	Weather Condition	Sampling Depth		Water Temperature			pH			Salinity			DO Saturation			DO			Turbidity			Suspended Solids	
					°C		-		ppt		%		mg/L		NTU		mg/L							
			m	Value	Average	Value	Average	Value	Average	Value	Average	Value	Average	Value	Average	Value	Average	Value	Average	Value	Average			
28/2/2011	20:37	Cloudy	Middle	2.0	19.97	20.00	19.99	8.24	8.24	8.24	30.86	30.86	30.85	96.8	92.8	93.1	7.33	7.50	7.17	1.66	1.59	1.68	7	6.00
	20:40		Middle	2.0	20.00	20.00		8.23	8.23		30.84	30.84		93.4	89.2		7.08	6.76		1.81	1.64		5	
2/3/2011	20:42	Cloudy	Middle	2.0	16.04	16.04	16.04	8.31	8.31	8.31	30.85	30.85	30.85	87.3	93.1	89.5	7.14	7.61	7.32	1.66	1.96	1.89	5	4.50
	20:44		Middle	2.0	16.04	16.04		8.31	8.31		30.85	30.85		89.0	88.5		7.27	7.24		2.01	1.91		4	
4/3/2011	10:30	Cloudy	Middle	3.0	16.30	16.30	16.30	8.26	8.26	8.23	31.74	31.74	31.74	96.3	95.4	95.9	7.79	7.72	7.76	2.04	2.15	2.12	6	5.00
	10:34		Middle	3.0	16.30	16.30		8.20	8.20		31.74	31.74		96.2	95.7		7.78	7.74		2.17	2.13		4	
7/3/2011	12:10	Fine	Middle	3.0	17.70	17.70	17.85	8.12	8.12	8.12	31.94	31.94	31.89	97.7	96.6	96.5	7.56	7.46	7.45	2.05	2.04	2.20	4	4.00
	12:15		Middle	3.0	18.00	18.00		8.11	8.11		31.83	31.83		96.7	95.0		7.45	7.33		2.42	2.27		4	
9/3/2011	13:42	Cloudy	Middle	3.0	16.10	16.10	16.10	8.08	8.08	8.08	32.22	32.22	32.23	97.4	97.0	96.7	7.89	7.86	7.84	2.40	2.02	2.22	6	5.00
	13:47		Middle	3.0	16.10	16.10		8.07	8.07		32.23	32.23		96.5	95.9		7.82	7.77		2.26	2.21		4	
11/3/2011	14:43	Cloudy	Middle	2.5	16.90	16.90	17.10	7.91	7.91	7.91	32.12	32.12	32.12	91.3	90.9	91.3	7.27	7.24	7.27	1.93	1.96	1.90	3	2.50
	14:48		Middle	2.5	17.60	17.00		7.90	7.90		32.11	32.11		91.9	91.1		7.32	7.26		1.86	1.84		2	
13/3/2011	19:51	Sunny	Middle	2.0	20.10	20.10	20.10	7.98	7.98	7.98	32.08	32.08	32.08	86.6	86.9	86.0	6.37	6.38	6.32	1.24	1.65	1.32	3	3.00
	19:53		Middle	2.0	20.10	20.10		7.98	7.98		32.08	32.08		85.9	84.5		6.31	6.22		1.09	1.29		3	
16/3/2011	20:05	Cloudy	Middle	2.0	18.10	18.10	18.10	7.92	7.92	7.92	32.27	32.27	32.27	83.5	84.2	85.1	6.51	6.65	6.66	1.80	1.61	1.64	5	4.00
	20:10		Middle	2.0	18.10	18.10		7.92	7.92		32.27	32.27		86.9	85.8		6.77	6.69		1.60	1.56		3	
18/3/2011	8:43	Cloudy	Middle	2.5	17.30	17.30	17.25	7.89	7.89	7.90	32.93	32.93	32.98	89.2	88.5	89.1	7.06	7.00	7.05	3.28	3.14	3.20	10	9.00
	8:47		Middle	2.5	17.20	17.20		7.91	7.91		33.03	33.03		89.7	88.9		7.11	7.04		3.14	3.22		8	
21/3/2011	14:00	Fine	Middle	2.5	19.80	19.80	20.00	7.80	7.80	7.80	32.67	32.67	32.61	85.0	84.4	84.8	6.33	6.30	6.31	2.12	2.02	2.08	4	5.00
	14:05		Middle	2.5	20.20	20.20		7.79	7.79		32.55	32.55		85.4	84.3		6.35	6.27		2.15	2.04		6	
23/3/2011	17:25	Cloudy	Middle	1.5	17.90	17.90	17.80	7.89	7.89	7.88	32.79	32.79	32.80	81.1	80.2	81.3	6.33	6.26	6.35	3.58	3.89	3.82	8	7.00
	17:28		Middle	1.5	17.70	17.70		7.86	7.86		32.81	32.81		81.9	81.9		6.40	6.41		3.89	3.91		6	
25/3/2011	15:48	Cloudy	Middle	2.5	18.50	18.50	18.40	7.95	7.95	7.94	33.05	33.05	33.05	86.4	85.9	86.1	6.66	6.62	6.64	2.39	2.29	2.30	2	2.50
	15:53		Middle	2.5	18.30	18.30		7.92	7.92		33.05	33.05		86.3	85.6		6.66	6.60		2.27	2.24		3	



**Water Monitoring Result at WSD10 - Cha Kwo Ling
Mid-Ebb Tide**

Date	Time	Weather Condition	Sampling Depth	m	Water Temperature		Average	pH		Average	Salinity		Average	DO Saturation		DO		Turbidity		Suspended Solids				
					°C			-			ppt			%		mg/L		NTU		mg/L				
					Value	Average		Value	Average		Value	Average		Value	Average	Value	Average	Value	Average	Value	Average	Value	Average	
28/2/2011	19:49	Cloudy	Middle	2.0	19.69	19.69	19.76	8.29	8.29	8.28	30.97	30.97	30.98	95.8	92.8	96.0	7.28	7.06	7.30	2.36	2.42	2.33	5	5.50
	19:52		Middle	2.0	19.82	19.82		8.27	8.27		30.98	30.98		97.1	98.1		7.38	7.46		2.25	2.29		6	
2/3/2011	1:36	Cloudy	Middle	2.0	15.96	15.96	15.96	8.36	8.36	8.37	31.00	31.00	31.00	83.2	88.6	84.9	6.83	7.25	7.03	1.58	1.47	1.71	5	5.50
	1:40		Middle	2.0	15.95	15.95		8.37	8.37		31.00	31.00		80.5	87.2		6.59	7.45		1.68	2.12		6	
4/3/2011	11:05	Cloudy	Middle	3.0	16.20	16.20	16.30	8.12	8.12	8.13	31.77	31.77	31.70	97.7	96.1	97.0	7.89	7.76	7.84	3.85	3.01	3.39	3	3.50
	11:08		Middle	3.0	16.40	16.40		8.13	8.13		31.62	31.62		97.4	96.9		7.87	7.82		3.46	3.23		4	
7/3/2011	11:30	Fine	Middle	2.5	17.50	17.50	17.65	8.01	8.01	8.03	31.71	31.71	31.72	95.0	94.1	94.7	7.52	7.39	7.47	4.01	3.47	3.65	5	6.00
	11:34		Middle	2.5	17.80	17.80		8.04	8.04		31.73	31.73		95.3	94.5		7.56	7.42		3.49	3.62		7	
9/3/2011	13:20	Cloudy	Middle	3.0	16.60	16.60	16.60	7.95	7.95	7.95	32.22	32.22	32.23	89.2	90.0	89.9	7.16	7.22	7.21	2.64	2.96	2.76	6	5.50
	13:24		Middle	3.0	16.60	16.60		7.95	7.95		32.23	32.23		91.0	89.3		7.30	7.17		2.76	2.69		5	
11/3/2011	15:17	Cloudy	Middle	3.0	16.80	16.80	16.80	7.93	7.93	7.94	32.39	32.39	32.38	94.3	93.5	94.1	7.53	7.46	7.51	2.97	2.85	2.84	5	4.50
	15:20		Middle	3.0	16.80	16.80		7.95	7.95		32.37	32.37		94.6	93.8		7.55	7.49		2.68	2.84		4	
13/3/2011	21:20	Sunny	Middle	2.0	20.10	20.10	20.10	7.86	7.86	7.86	32.17	32.17	32.17	90.9	92.1	90.5	6.45	6.54	6.42	2.35	1.93	1.84	4	3.50
	21:22		Middle	2.0	20.10	20.10		7.86	7.86		32.17	32.17		90.6	88.4		6.41	6.28		1.67	1.40		3	
16/3/2011	19:31	Cloudy	Middle	2.0	17.40	17.40	17.40	7.98	7.98	7.98	33.13	33.13	33.13	86.6	84.0	85.3	6.87	6.60	6.72	2.31	2.59	2.35	4	4.50
	19:34		Middle	2.0	17.40	17.40		7.98	7.98		33.13	33.13		81.6	88.9		6.41	6.99		2.12	2.38		5	
18/3/2011	9:14	Cloudy	Middle	3.0	17.30	17.30	17.30	7.97	7.97	7.97	32.97	32.97	33.05	91.6	90.3	91.0	7.03	7.06	7.14	2.41	2.48	2.40	6	5.00
	9:18		Middle	3.0	17.30	17.30		7.97	7.97		33.12	33.12		91.0	90.9		7.27	7.20		2.35	2.36		4	
21/3/2011	14:37	Fine	Middle	2.0	19.60	19.60	19.75	7.91	7.91	7.92	33.09	33.09	32.99	88.0	87.4	87.9	6.58	6.53	6.55	3.70	2.94	3.14	5	5.00
	14:41		Middle	2.0	19.90	19.90		7.92	7.92		32.89	32.89		88.2	87.9		6.55	6.52		2.92	2.99		5	
23/3/2011	17:45	Cloudy	Middle	1.5	17.90	17.90	17.80	8.00	8.00	7.99	32.88	32.88	32.89	83.4	83.2	82.8	6.51	6.50	6.47	4.07	4.37	4.24	6	7.00
	17:47		Middle	1.5	17.70	17.70		7.97	7.97		32.90	32.90		82.5	82.2		6.45	6.42		4.07	4.43		8	
25/3/2011	16:30	Cloudy	Middle	2.5	18.10	18.10	18.05	8.02	8.02	8.02	33.09	33.09	33.13	90.6	88.6	89.8	7.03	6.88	6.97	2.64	2.72	2.57	4	4.00
	16:34		Middle	2.5	18.00	18.00		8.01	8.01		33.17	33.17		90.9	89.2		7.05	6.90		2.33	2.59		4	



**Water Monitoring Result at WSD15 - Sai Wan Ho
Mid-Ebb Tide**

Date	Time	Weather Condition	Sampling Depth		Water Temperature		pH			Salinity		DO Saturation		DO		Turbidity		Suspended Solids						
			m		°C		-		ppt		%		mg/L		NTU		mg/L							
					Value	Average	Value	Average	Value	Average	Value	Average	Value	Average	Value	Average	Value	Average						
28/2/2011	0:43	Cloudy	Middle	3	21.07	21.06	20.99	8.20	8.20	8.21	30.72	30.78	30.79	89.9	89.5	91.6	6.70	6.68	6.83	3.04	2.55	2.82	6	6.50
	0:48		Middle	3	20.91	20.91		8.21	8.21		30.82	30.82		96.1	91.0		7.16	6.78		2.50	3.19		7	
2/3/2011	0:42	Cloudy	Middle	3	16.26	16.26	16.26	8.38	8.38	8.38	30.93	30.93	30.94	92.2	89.6	89.7	7.50	7.29	7.30	1.89	1.90	1.83	4	4.50
	0:46		Middle	3	16.25	16.25		8.38	8.38		30.94	30.94		90.9	86.1		7.40	7.01		1.78	1.74		5	
4/3/2011	11:28	Cloudy	Middle	3	16.40	16.40	16.65	8.30	8.29	8.29	31.92	31.92	31.92	97.7	96.5	97.2	7.81	7.71	7.74	2.80	2.40	2.51	3	3.00
	11:30		Middle	3	16.90	16.90		8.28	8.28		31.92	31.92		97.9	96.7		7.79	7.63		2.35	2.50		<2	
7/3/2011	16:10	Fine	Middle	3	17.50	17.50	17.60	8.06	8.06	8.06	31.70	31.70	31.69	88.3	87.2	87.9	6.95	6.87	6.92	1.86	1.72	1.78	6	5.00
	16:13		Middle	3	17.70	17.70		8.06	8.06		31.68	31.68		88.8	87.4		6.99	6.87		1.73	1.82		4	
9/3/2011	12:20	Cloudy	Middle	3	16.30	16.30	16.30	7.77	7.77	7.77	32.12	32.12	32.20	93.7	92.8	93.4	7.56	7.50	7.55	6.34	6.53	6.55	6	6.00
	12:24		Middle	3	16.30	16.30		7.77	7.77		32.27	32.27		94.1	93.1		7.60	7.53		6.87	6.46		6	
11/3/2011	15:45	Cloudy	Middle	3	16.90	16.90	16.90	7.93	7.93	7.93	32.29	32.29	32.30	90.5	89.4	90.2	7.21	7.13	7.19	3.91	3.15	3.38	6	7.00
	15:48		Middle	3	16.90	16.90		7.93	7.93		32.30	32.30		91.1	89.6		7.26	7.15		3.17	3.28		8	
13/3/2011	19:03	Sunny	Middle	3	19.60	19.60	19.60	7.80	7.80	7.80	32.09	32.09	32.09	90.3	92.8	91.6	7.23	7.40	7.22	1.91	2.04	2.05	5	5.00
	19:06		Middle	3	19.60	19.60		7.80	7.80		32.09	32.09		91.0	92.2		7.26	7.00		2.38	1.87		5	
16/3/2011	22:22	Cloudy	Middle	3	17.20	17.20	17.25	7.92	7.92	7.92	32.93	32.93	32.95	89.1	86.5	87.3	7.02	6.82	6.89	2.51	2.43	2.37	5	6.00
	22:24		Middle	3	17.30	17.30		7.92	7.92		32.97	32.97		86.8	86.8		6.86	6.85		2.36	2.19		7	
18/3/2011	9:44	Cloudy	Middle	3	17.50	17.50	17.45	7.99	7.99	8.00	33.06	33.06	33.09	93.7	92.6	93.0	7.38	7.29	7.39	3.89	3.55	3.50	5	5.50
	9:47		Middle	3	17.40	17.40		8.00	8.00		33.11	33.11		93.2	92.5		7.57	7.32		3.07	3.48		6	
21/3/2011	15:06	Fine	Middle	3	19.10	19.10	19.30	7.76	7.76	7.76	32.72	32.72	32.64	67.6	67.0	67.7	5.12	5.07	5.12	5.80	5.49	5.26	6	6.00
	15:10		Middle	3	19.50	19.50		7.76	7.76		32.55	32.55		68.6	67.6		5.17	5.10		4.83	4.91		26*	
23/3/2011	13:54	Cloudy	Middle	3	18.30	18.30	18.30	7.97	7.96	7.95	33.02	33.02	33.03	83.3	81.5	82.2	6.43	6.29	6.35	3.86	3.54	3.61	9	8.00
	13:57		Middle	3	18.30	18.30		7.93	7.93		33.04	33.04		82.1	81.9		6.34	6.33		3.37	3.66		7	
25/3/2011	16:50	Cloudy	Middle	3	18.30	18.30	18.30	7.89	7.89	7.89	33.06	33.06	33.06	79.0	78.7	78.8	6.10	6.07	6.08	3.44	3.72	3.65	6	5.00
	16:53		Middle	3	18.30	18.30		7.89	7.89		33.06	33.06		79.0	78.4		6.10	6.04		3.81	3.62		4	



**Water Monitoring Result at WSD17 - Quarry Bay
Mid-Ebb Tide**

Date	Time	Weather Condition	Sampling Depth		Water Temperature		pH			Salinity		DO Saturation		DO		Turbidity		Suspended Solids						
			m		°C		-		ppt		%		mg/L		NTU		mg/L							
					Value	Average	Value	Average	Value	Average	Value	Average	Value	Average	Value	Average	Value	Average						
28/2/2011	23:55	Cloudy	Middle	3	21.45	21.45	21.45	8.20	8.20	8.21	30.72	30.72	30.73	88.9	92.2	91.1	6.57	6.81	6.75	2.93	2.76	2.92	5	4.50
	0:11		Middle	3	21.45	21.45		8.21	8.21		30.73	30.73		89.8	93.6		6.71	6.91		2.97	3.00		4	
2/3/2011	0:10	Cloudy	Middle	3	15.94	15.94	15.89	8.31	8.31	8.31	30.63	30.64	30.68	89.4	83.6	86.3	7.36	6.86	7.10	2.57	2.59	2.80	4	4.00
	0:13		Middle	3	15.84	15.84		8.31	8.31		30.73	30.73		89.2	83.1		7.33	6.83		3.04	3.00		4	
4/3/2011	11:50	Cloudy	Middle	3	16.30	16.30	16.35	8.08	8.08	8.08	31.28	31.28	31.23	89.8	89.2	89.6	7.27	7.22	7.26	4.85	4.23	4.47	3	4.00
	11:53		Middle	3	16.40	16.40		8.08	8.08		31.18	31.18		90.0	89.4		7.28	7.25		4.37	4.42		5	
7/3/2011	16:32	Fine	Middle	3	17.10	17.10	17.20	8.07	8.07	8.07	31.44	31.44	31.47	88.2	87.8	88.1	7.01	6.97	6.99	2.78	2.43	2.43	5	4.50
	16:37		Middle	3	17.30	17.30		8.06	8.06		31.50	31.50		88.7	87.5		7.04	6.94		2.24	2.28		4	
9/3/2011	12:42	Cloudy	Middle	3	16.60	16.60	16.60	7.99	7.99	7.98	32.27	32.27	32.27	90.2	89.4	90.1	7.23	7.17	7.23	4.22	3.93	4.00	7	8.00
	12:46		Middle	3	16.60	16.60		7.96	7.96		32.27	32.27		90.7	90.2		7.27	7.23		3.97	3.86		9	
11/3/2011	12:45	Cloudy	Middle	3	16.70	16.70	16.70	7.95	7.95	7.95	32.50	32.50	32.50	88.9	88.6	88.6	7.10	7.08	7.07	5.60	4.74	5.02	8	9.00
	12:49		Middle	3	16.70	16.70		7.94	7.94		32.50	32.50		89.1	87.6		7.11	7.00		4.92	4.81		10	
13/3/2011	18:41	Sunny	Middle	3	20.50	20.50	20.50	7.80	7.80	7.80	32.10	32.10	32.10	85.5	86.3	85.3	6.14	6.21	6.12	1.66	2.25	1.82	3	3.00
	18:43		Middle	3	20.50	20.50		7.80	7.80		32.10	32.10		84.9	84.3		6.10	6.01		1.82	1.54		3	
16/3/2011	21:47	Cloudy	Middle	3	17.40	17.40	17.40	7.91	7.91	7.91	32.88	32.88	32.88	85.6	85.8	84.6	6.74	6.76	6.66	3.00	2.50	2.73	5	5.50
	21:50		Middle	3	17.40	17.40		7.91	7.91		32.88	32.88		83.9	82.9		6.61	6.53		2.80	2.63		6	
18/3/2011	10:08	Cloudy	Middle	3	17.40	17.40	17.40	7.98	7.98	7.99	33.13	33.13	33.16	90.3	89.6	89.9	7.11	7.05	7.11	4.01	4.22	3.84	8	8.00
	10:12		Middle	3	17.40	17.40		7.99	7.99		33.18	33.18		90.9	88.9		7.19	7.09		3.34	3.79		8	
21/3/2011	15:30	Fine	Middle	2	19.00	19.00	19.20	7.79	7.79	7.80	32.69	32.69	32.65	76.2	75.3	75.8	5.78	5.71	5.74	5.42	5.45	5.28	6	6.50
	15:34		Middle	2	19.40	19.40		7.80	7.80		32.60	32.60		76.1	75.5		5.76	5.71		5.16	5.09		7	
23/3/2011	14:28	Cloudy	Middle	2	18.20	18.20	18.25	7.98	7.97	7.96	32.95	32.95	32.96	80.1	79.6	80.1	6.19	6.16	6.19	6.71	6.49	6.25	8	8.00
	14:31		Middle	2	18.30	18.30		7.95	7.95		32.96	32.96		80.0	80.6		6.19	6.23		6.04	5.74		8	
25/3/2011	17:13	Cloudy	Middle	2	18.20	18.20	18.20	7.85	7.85	7.85	32.82	32.82	32.81	70.4	70.0	70.1	5.45	5.42	5.43	3.06	2.84	2.90	4	5.00
	17:15		Middle	2	18.20	18.20		7.84	7.84		32.79	32.79		70.2	69.8		5.44	5.41		2.79	2.92		6	



**Water Monitoring Result at C9 - Provident Centre
Mid-Ebb Tide**

Date	Time	Weather Condition	Sampling Depth		Water Temperature		pH			Salinity		DO Saturation		DO		Turbidity		Suspended Solids						
					°C		-		ppt		%		mg/L		NTU		mg/L							
			m		Value	Average	Value	Average	Value	Average	Value	Average	Value	Average	Value	Average	Value	Average	Value	Average				
28/2/2011	22:39	Cloudy	Middle	2	19.04	19.04	19.05	8.06	8.06	8.05	30.57	30.57	30.57	82.3	84.8	83.5	6.36	6.56	6.46	4.20	4.21	4.11	7	6.50
	22:43		Middle	2	19.05	19.05		8.03	8.03		30.57	30.57		85.2	81.8		6.58	6.32		3.99	4.04		6	
2/3/2011	23:43	Cloudy	Middle	2	15.97	15.97	15.99	8.27	8.27	8.27	30.68	30.70	30.72	82.6	80.2	84.0	6.79	6.59	6.91	3.58	3.43	3.41	9	8.00
	23:48		Middle	2	16.01	16.01		8.27	8.27		30.75	30.76		86.2	87.1		7.08	7.16		3.07	3.56		7	
4/3/2011	14:35	Cloudy	Middle	2	16.60	16.60	16.60	8.15	8.15	8.15	31.48	31.48	31.48	85.3	85.4	85.1	6.84	6.85	6.82	3.56	3.72	3.73	6	6.00
	14:38		Middle	2	16.60	16.60		8.14	8.14		31.48	31.48		84.8	85.0		6.79	6.81		3.76	3.86		6	
7/3/2011	15:43	Fine	Middle	2	17.40	17.40	17.40	8.14	8.14	8.09	31.44	31.44	31.43	81.4	81.3	81.1	6.44	6.43	6.42	4.93	3.76	3.85	8	7.00
	15:46		Middle	2	17.40	17.40		8.04	8.04		31.42	31.42		80.8	81.0		6.39	6.40		3.52	3.20		6	
9/3/2011	16:52	Cloudy	Middle	2	16.20	16.20	16.20	7.84	7.84	7.84	31.80	31.80	31.80	85.8	85.2	85.7	6.95	6.90	6.94	6.48	6.51	6.10	10	9.00
	16:55		Middle	2	16.20	16.20		7.83	7.83		31.80	31.80		86.2	85.4		6.99	6.92		5.91	5.51		8	
11/3/2011	17:45	Cloudy	Middle	2	16.60	16.60	16.65	7.77	7.77	7.78	31.83	31.83	31.83	80.8	81.2	80.8	6.48	6.51	6.48	6.48	6.38	6.26	11	10.50
	17:48		Middle	2	16.70	16.70		7.78	7.78		31.82	31.82		80.9	80.3		6.48	6.43		6.36	5.83		10	
13/3/2011	18:15	Sunny	Middle	2	19.60	19.60	19.60	7.68	7.68	7.68	31.90	31.90	31.90	81.3	80.1	80.7	6.04	5.95	6.02	7.19	6.69	6.78	9	8.50
	18:18		Middle	2	19.60	19.60		7.68	7.68		31.90	31.90		79.9	81.3		6.04	6.04		6.70	6.54		8	
16/3/2011	21:25	Cloudy	Middle	2	17.50	17.50	17.50	7.88	7.88	7.88	32.59	32.59	32.59	75.1	78.0	78.3	5.88	6.15	6.16	3.79	3.80	3.87	6	6.00
	21:28		Middle	2	17.50	17.50		7.88	7.88		32.59	32.59		81.4	78.6		6.42	6.20		3.88	4.00		6	
18/3/2011	11:38	Cloudy	Middle	2	17.60	17.60	17.55	7.96	7.96	7.97	33.02	33.02	33.05	90.6	89.1	89.7	7.05	6.99	7.00	6.22	6.08	6.08	12	11.00
	11:41		Middle	2	17.50	17.50		7.97	7.97		33.07	33.07		90.2	89.0		7.03	6.93		5.80	6.20		10	
21/3/2011	16:05	Fine	Middle	2	19.50	19.50	19.65	7.78	7.78	7.78	32.64	32.64	32.63	79.8	79.2	79.6	6.00	5.95	5.97	12.20	11.50	11.43	18	18.50
	16:08		Middle	2	19.80	19.80		7.78	7.78		32.62	32.62		80.3	78.9		6.02	5.92		11.60	10.40		19	
23/3/2011	13:17	Cloudy	Middle	3	18.40	18.40	18.40	7.98	7.98	7.97	32.82	32.82	32.82	81.7	81.8	81.5	6.30	6.31	6.29	4.18	3.88	3.95	6	6.50
	13:20		Middle	3	18.40	18.40		7.96	7.96		32.82	32.82		81.1	81.5		6.25	6.28		3.94	3.81		7	
25/3/2011	18:48	Cloudy	Middle	2	18.20	18.20	18.20	7.78	7.78	7.79	32.76	32.76	32.76	73.9	72.7	73.6	5.72	5.59	5.69	6.47	6.63	6.29	8	9.00
	18:52		Middle	2	18.20	18.20		7.79	7.79		32.76	32.76		74.3	73.4		5.75	5.68		6.05	6.02		10	



**Water Monitoring Result at C8 - City Garden
Mid-Ebb Tide**

Date	Time	Weather Condition	Sampling Depth		Water Temperature		pH			Salinity		DO Saturation		DO		Turbidity		Suspended Solids						
					°C		-		ppt		%		mg/L		NTU		mg/L							
			m		Value	Average	Value	Average	Value	Average	Value	Average	Value	Average	Value	Average	Value	Average	Value	Average				
28/2/2011	23:11	Cloudy	Middle	2	19.03	19.03	19.05	8.04	8.04	8.04	30.34	30.34	30.33	77.6	80.2	77.8	6.01	6.21	6.03	4.21	4.32	4.00	5	6.00
	23:16		Middle	2	19.06	19.06		8.04	8.04		30.32	30.32		78.9	74.6		6.11	5.77		3.79	3.66		7	
2/3/2011	23:19	Cloudy	Middle	2	17.74	17.78	17.81	8.36	8.36	8.36	30.13	30.13	30.19	87.0	86.4	85.2	7.15	7.10	7.00	4.44	4.28	4.34	8	7.50
	23:22		Middle	2	17.86	17.86		8.36	8.36		30.23	30.26		81.3	86.2		6.68	7.08		4.45	4.18		7	
4/3/2011	14:10	Cloudy	Middle	2	16.90	16.90	16.90	8.03	8.03	8.03	31.19	31.19	31.19	82.0	82.5	81.8	6.55	6.59	6.53	5.94	6.20	6.00	10	10.50
	14:13		Middle	2	16.90	16.90		8.03	8.03		31.19	31.19		81.6	81.1		6.51	6.47		5.85	5.99		11	
7/3/2011	15:27	Fine	Middle	2	17.60	17.60	17.70	7.99	7.99	7.99	31.43	31.44	31.42	78.9	78.8	77.4	6.17	6.16	6.04	4.80	4.48	4.55	12	13.00
	15:30		Middle	2	17.80	17.80		7.98	7.98		31.40	31.40		76.0	75.7		5.92	5.89		4.72	4.19		14	
9/3/2011	16:30	Cloudy	Middle	2	16.20	16.20	16.20	7.84	7.84	7.84	31.77	31.77	31.77	83.8	83.2	83.3	6.79	6.74	6.75	8.13	7.97	7.73	14	14.50
	16:33		Middle	2	16.20	16.20		7.84	7.84		31.77	31.77		83.5	82.5		6.77	6.68		7.57	7.23		15	
11/3/2011	17:15	Cloudy	Middle	2	17.40	17.40	17.45	7.70	7.70	7.69	30.25	30.25	30.26	72.7	72.3	73.1	5.80	5.76	5.83	17.90	17.80	17.65	12	13.00
	17:18		Middle	2	17.50	17.50		7.67	7.67		30.27	30.27		74.7	72.8		5.93	5.83		18.10	16.80		14	
13/3/2011	17:59	Sunny	Middle	2	19.30	19.40	19.38	7.58	7.58	7.58	31.72	31.72	31.72	64.6	64.8	63.2	4.83	4.82	4.70	6.15	6.33	6.09	8	8.50
	18:02		Middle	2	19.40	19.40		7.58	7.58		31.72	31.72		62.9	60.3		4.68	4.48		5.92	5.95		9	
16/3/2011	21:10	Cloudy	Middle	2	17.40	17.40	17.45	7.71	7.71	7.72	31.87	31.87	31.93	69.5	67.6	67.8	5.49	5.43	5.38	6.43	6.58	6.61	8	7.00
	21:12		Middle	2	17.50	17.50		7.72	7.72		31.99	31.99		68.3	65.6		5.40	5.18		6.73	6.71		6	
18/3/2011	11:19	Cloudy	Middle	2	17.80	17.80	17.70	7.89	7.89	7.90	31.91	31.91	31.94	81.7	81.5	81.9	6.43	6.42	6.43	12.70	12.50	12.25	16	15.50
	11:22		Middle	2	17.60	17.60		7.90	7.90		31.97	31.97		82.8	81.4		6.46	6.42		12.00	11.80		15	
21/3/2011	15:50	Fine	Middle	1	19.80	19.80	20.00	7.85	7.85	7.83	32.44	32.44	32.41	77.5	76.6	77.5	5.81	5.75	5.80	17.10	15.60	15.95	20	20.50
	15:53		Middle	1	20.20	20.20		7.81	7.81		32.37	32.37		78.1	77.8		5.84	5.81		14.90	16.20		21	
23/3/2011	12:58	Cloudy	Middle	2	18.50	18.50	18.55	7.95	7.95	7.94	32.69	32.69	32.69	76.8	76.9	76.7	5.91	5.92	5.91	5.59	5.17	5.41	8	7.00
	13:01		Middle	2	18.60	18.60		7.92	7.92		32.69	32.69		76.5	76.6		5.89	5.90		5.57	5.29		6	
25/3/2011	18:30	Cloudy	Middle	2	18.30	18.30	18.30	7.75	7.75	7.75	32.42	32.42	32.43	71.4	71.0	71.5	5.53	5.50	5.54	7.87	7.65	7.43	11	10.50
	18:34		Middle	2	18.30	18.30		7.75	7.75		32.43	32.43		72.0	71.4		5.58	5.53		7.18	7.00		10	



**Water Monitoring Result at C6 - Excelsior Hotel
Mid-Ebb Tide**

Date	Time	Weather Condition	Sampling Depth		Water Temperature		pH			Salinity		DO Saturation		DO		Turbidity		Suspended Solids						
					°C		-		ppt		%		mg/L		NTU		mg/L							
			m	Value	Average	Value	Average	Value	Average	Value	Average	Value	Average	Value	Average	Value	Average	Value	Average					
28/2/2011	22:07	Cloudy	Middle	2	19.15	19.15	19.15	7.88	7.87	7.87	29.89	29.89	29.89	71.3	71.0	70.5	5.52	5.50	5.46	3.70	3.13	3.29	4	7.00
	22:10		Middle	2	19.15	19.15		7.86	7.86		29.89	29.89		71.5	68.3		5.54	5.29		3.16	3.17		10	
2/3/2011	22:45	Cloudy	Middle	2	15.70	15.70	15.69	8.01	8.01	8.01	30.23	30.23	30.24	69.2	67.2	67.7	5.72	5.56	5.60	3.43	3.22	3.09	6	5.50
	22:48		Middle	2	15.68	15.68		8.01	8.01		30.24	30.24		65.2	69.1		5.39	5.71		2.82	2.88		5	
4/3/2011	13:35	Cloudy	Middle	2	17.10	17.10	17.10	8.01	8.01	8.01	31.33	31.33	31.33	75.4	75.0	75.1	5.92	5.88	5.89	3.63	3.46	3.54	6	5.00
	13:39		Middle	2	17.10	17.10		8.01	8.01		31.33	31.33		75.2	74.7		5.90	5.86		3.45	3.61		4	
7/3/2011	14:45	Fine	Middle	2	17.70	17.70	17.75	7.96	7.96	7.95	30.58	30.58	30.57	51.2	51.3	51.9	4.01	4.01	4.05	1.76	1.92	1.80	4	5.00
	14:48		Middle	2	17.80	17.80		7.94	7.94		30.56	30.56		52.3	52.7		4.07	4.09		1.75	1.77		6	
9/3/2011	15:56	Cloudy	Middle	2	16.30	16.30	16.25	7.70	7.70	7.69	30.82	30.82	30.84	58.1	57.7	57.9	4.74	4.71	4.73	3.17	2.92	2.75	8	7.50
	15:58		Middle	2	16.20	16.20		7.68	7.68		30.86	30.86		58.3	57.6		4.75	4.70		2.43	2.47		7	
11/3/2011	16:37	Cloudy	Middle	2	17.00	17.00	17.05	7.62	7.62	7.62	30.97	30.97	30.96	58.1	58.0	59.0	4.65	4.64	4.72	2.06	2.06	2.06	4	5.00
	16:40		Middle	2	17.10	17.10		7.61	7.61		30.95	30.95		60.1	59.7		4.81	4.78		2.13	1.99		6	
13/3/2011	17:22	Sunny	Middle	2	18.50	18.50	18.50	7.56	7.56	7.56	31.15	31.15	31.15	64.0	64.6	63.7	5.15	4.89	4.87	2.65	2.36	2.40	4	5.00
	17:25		Middle	2	18.50	18.50		7.56	7.56		31.15	31.15		64.1	62.1		4.80	4.65		1.88	2.69		6	
16/3/2011	20:39	Cloudy	Middle	2	17.60	17.60	17.60	7.65	7.65	7.65	31.34	31.34	31.34	64.2	64.4	64.4	5.10	5.11	5.11	1.70	1.61	1.84	2	2.50
	20:41		Middle	2	17.60	17.60		7.64	7.64		31.34	31.34		64.8	64.3		5.14	5.10		2.16	1.89		3	
18/3/2011	10:50	Cloudy	Middle	2	17.30	17.30	17.25	7.69	7.69	7.69	32.05	32.05	32.07	63.4	62.7	63.5	5.05	5.99	5.30	2.29	2.18	2.13	3	3.00
	10:53		Middle	2	17.20	17.20		7.69	7.69		32.08	32.08		64.2	63.6		5.11	5.06		2.04	2.00		3	
21/3/2011	12:00	Fine	Middle	2	20.20	20.20	20.25	7.67	7.67	7.67	32.14	32.14	32.13	55.4	54.7	55.2	4.10	4.03	4.08	2.99	3.09	3.09	5	6.00
	12:04		Middle	2	20.30	20.30		7.67	7.67		32.11	32.11		55.9	54.8		4.13	4.04		3.23	3.05		7	
23/3/2011	12:26	Cloudy	Middle	2	18.30	18.30	18.35	7.66	7.66	7.65	31.72	31.72	31.76	55.1	55.3	55.2	4.28	4.30	4.29	2.80	2.66	2.64	4	3.50
	12:30		Middle	2	18.40	18.40		7.63	7.63		31.79	31.79		55.0	55.2		4.27	4.29		2.51	2.58		3	
25/3/2011	18:00	Cloudy	Middle	2	18.30	18.30	18.30	7.69	7.69	7.69	31.79	31.79	31.83	56.0	55.4	55.9	4.36	4.31	4.35	5.12	5.42	5.13	7	6.50
	18:04		Middle	2	18.30	18.30		7.68	7.68		31.86	31.86		56.3	55.8		4.38	4.34		5.13	4.84		6	



**Water Monitoring Result at C1 - HKCEC
Mid-Ebb Tide**

Date	Time	Weather Condition	Sampling Depth		Water Temperature		pH			Salinity		DO Saturation		DO		Turbidity		Suspended Solids						
					°C		-		ppt		%		mg/L		NTU		mg/L							
			m	Value	Average	Value	Average	Value	Average	Value	Average	Value	Average	Value	Average	Value	Average	Value	Average					
28/2/2011	21:55	Cloudy	Middle	2.0	21.56	21.56	21.58	8.08	8.08	8.24	29.88	29.88	29.89	74.0	73.5	74.7	5.48	5.44	5.53	2.68	2.54	2.52	7	6.00
	22:00		Middle	2.0	21.60	21.60		8.09	8.69		29.89	29.89		74.7	76.7		5.53	5.68		2.41	2.43		5	
2/3/2011	22:38	Cloudy	Middle	2.0	18.09	18.08	18.08	8.25	8.25	8.25	30.09	30.09	30.10	83.4	86.4	83.5	6.59	6.82	6.60	2.37	1.98	2.00	4	3.50
	22:41		Middle	2.0	18.07	18.07		8.25	8.25		30.10	30.10		82.6	81.5		6.53	6.44		1.88	1.78		3	
4/3/2011	15:20	Cloudy	Middle	2.5	17.40	17.40	17.35	8.02	8.02	8.03	32.40	32.40	32.35	91.9	91.7	91.5	7.30	7.28	7.25	3.08	3.10	3.06	6	5.50
	15:23		Middle	2.5	17.30	17.30		8.03	8.03		32.30	32.30		91.2	91.0		7.22	7.21		2.98	3.07		5	
7/3/2011	15:30	Fine	Middle	2.5	18.90	18.90	18.80	7.95	7.95	7.95	32.20	32.20	32.15	91.3	91.6	91.4	7.19	7.19	7.15	2.17	2.22	2.26	6	5.50
	15:33		Middle	2.5	18.70	18.70		7.94	7.94		32.10	32.10		91.7	91.0		7.15	7.05		2.26	2.37		5	
9/3/2011	14:40	Cloudy	Middle	2.5	16.90	16.90	16.85	7.89	7.89	7.89	32.80	32.80	32.75	94.8	94.0	93.9	7.61	7.54	7.53	3.76	3.96	3.73	6	6.00
	14:43		Middle	2.5	16.80	16.80		7.88	7.88		32.70	32.70		93.8	93.0		7.50	7.48		3.53	3.66		6	
11/3/2011	14:55	Cloudy	Middle	2.5	17.60	17.60	17.55	7.85	7.85	7.86	32.80	32.80	32.80	89.8	89.7	88.7	7.09	7.08	7.00	2.60	3.20	3.03	6	5.50
	14:58		Middle	2.5	17.50	17.50		7.86	7.86		32.80	32.80		88.1	87.2		6.93	6.89		3.16	3.15		5	
13/3/2011	16:48	Sunny	Middle	2.5	18.90	18.90	18.98	7.86	7.87	7.87	31.80	31.80	31.90	91.7	91.6	91.6	6.91	6.92	6.94	2.16	2.10	2.04	8	7.00
	16:50		Middle	2.5	19.00	19.10		7.88	7.88		32.00	32.00		91.5	91.4		6.96	6.97		2.00	1.91		6	
16/3/2011	20:24	Cloudy	Middle	2.0	17.10	17.10	17.10	7.86	7.86	7.87	32.62	32.62	32.63	82.6	82.0	81.5	6.55	6.35	6.43	1.72	1.99	1.81	6	5.50
	20:26		Middle	2.0	17.10	17.10		7.87	7.87		32.63	32.63		80.2	81.1		6.37	6.43		1.73	1.78		5	
18/3/2011	10:55	Cloudy	Middle	2.5	18.00	18.00	17.95	7.81	7.81	7.81	32.70	32.70	32.65	92.0	91.9	91.6	7.22	7.19	7.19	3.37	3.83	3.50	5	5.00
	10:58		Middle	2.5	17.90	17.90		7.80	7.80		32.60	32.60		91.1	91.4		7.18	7.17		3.57	3.22		5	
21/3/2011	12:11	Fine	Middle	2.5	20.10	20.10	20.05	7.92	7.92	7.92	32.40	32.40	32.35	90.9	90.7	90.3	6.71	6.64	6.64	5.11	5.00	4.99	7	6.00
	12:14		Middle	2.5	20.00	20.00		7.91	7.91		32.30	32.30		89.8	89.6		6.63	6.56		4.96	4.87		5	
23/3/2011	13:20	Cloudy	Middle	2.5	18.60	18.60	18.65	7.94	7.94	7.94	32.60	32.60	32.55	91.7	91.1	91.1	7.12	7.10	7.07	3.66	3.39	3.49	5	5.00
	13:23		Middle	2.5	18.70	18.70		7.93	7.93		32.50	32.50		91.0	90.6		7.04	7.02		3.40	3.50		5	
25/3/2011	15:10	Cloudy	Middle	2.5	19.20	19.20	19.15	7.76	7.77	7.77	32.60	32.60	32.55	85.7	85.1	85.1	6.62	6.61	6.61	3.06	2.87	2.93	5	5.00
	15:14		Middle	2.5	19.10	19.10		7.78	7.78		32.50	32.50		85.0	84.6		6.60	6.59		2.91	2.88		5	



**Water Monitoring Result at C2 - TH / APA / SOC
Mid-Ebb Tide**

Date	Time	Weather Condition	Sampling Depth		Water Temperature		pH			Salinity			DO Saturation		DO		Turbidity		Suspended Solids					
			m		°C		-		ppt		%		mg/L		NTU		mg/L							
					Value	Average	Value	Average	Value	Average	Value	Average	Value	Average	Value	Average	Value	Average						
28/2/2011	23:04	Cloudy	Middle	2.0	21.34	21.34	21.36	8.15	8.15	8.15	30.48	30.48	30.48	82.3	81.7	81.8	6.10	6.05	6.06	2.28	2.45	2.38	11	10.00
	23:08		Middle	2.0	21.37	21.37		8.14	8.14		30.48	30.48		80.3	82.8		5.95	6.13		2.61	2.17		9	
2/3/2011	0:18	Cloudy	Middle	2.0	18.43	18.43	18.42	8.26	8.26	8.25	30.44	30.44	30.49	85.9	81.0	84.0	6.72	6.34	6.58	2.92	2.68	2.51	6	7.00
	0:21		Middle	2.0	18.41	18.41		8.24	8.24		30.53	30.53		84.3	84.8		6.60	6.64		2.31	2.14		8	
4/3/2011	12:53	Cloudy	Middle	1.0	17.90	17.90	17.85	7.99	7.99	8.00	32.40	32.40	32.35	83.9	83.8	83.8	6.51	6.50	6.50	2.84	2.95	2.78	7	6.00
	12:56		Middle	1.0	17.80	17.80		8.00	8.00		32.30	32.30		83.7	83.6		6.49	6.48		2.59	2.75		5	
7/3/2011	13:30	Fine	Middle	1.5	18.80	18.80	18.85	7.95	7.95	7.96	32.20	32.20	32.25	84.7	84.5	84.4	6.50	6.48	6.47	2.44	2.32	2.46	6	7.00
	13:33		Middle	1.5	18.90	18.90		7.96	7.96		32.30	32.30		84.3	84.2		6.46	6.45		2.52	2.55		8	
9/3/2011	14:07	Cloudy	Middle	2.5	17.40	17.40	17.35	7.92	7.92	7.92	32.70	32.70	32.65	87.4	87.9	87.1	6.99	6.95	6.94	2.77	3.23	3.01	7	7.00
	14:10		Middle	2.5	17.30	17.30		7.91	7.91		32.60	32.60		86.8	86.4		6.91	6.90		3.01	3.01		7	
11/3/2011	14:30	Cloudy	Middle	1.5	17.40	17.40	17.35	7.46	7.46	7.46	33.10	33.10	33.05	91.3	91.0	88.8	7.23	7.21	7.03	2.70	2.58	2.66	4	3.50
	14:33		Middle	1.5	17.30	17.30		7.45	7.45		33.00	33.00		87.1	85.7		6.88	6.79		2.79	2.56		3	
13/3/2011	18:58	Sunny	Middle	2.5	19.00	19.00	19.03	7.46	7.46	7.46	31.32	31.32	31.32	72.7	72.7	72.5	5.39	5.38	5.37	2.21	2.72	2.47	6	6.50
	19:03		Middle	2.5	19.00	19.10		7.46	7.46		31.32	31.32		70.7	73.8		5.23	5.46		2.67	2.27		7	
16/3/2011	22:28	Cloudy	Middle	2.0	17.20	17.20	17.20	7.83	7.83	7.83	32.59	32.59	32.59	76.6	76.4	76.3	6.06	6.05	6.04	2.83	2.52	2.65	6	5.00
	22:32		Middle	2.0	17.20	17.20		7.83	7.83		32.59	32.59		76.9	75.3		6.09	5.96		2.76	2.50		4	
18/3/2011	12:06	Cloudy	Middle	2.0	17.40	17.40	17.35	7.98	7.98	7.98	33.90	33.90	33.85	89.8	89.5	89.3	7.09	6.99	7.00	3.58	3.42	3.35	6	6.00
	12:09		Middle	2.0	17.30	17.30		7.97	7.97		33.80	33.80		89.1	88.9		6.98	6.93		3.33	3.08		6	
21/3/2011	11:53	Fine	Middle	1.5	20.70	20.70	20.65	7.57	7.57	7.57	32.20	32.20	32.15	87.3	87.1	86.9	6.55	6.53	6.52	4.16	3.71	3.92	7	6.50
	11:56		Middle	1.5	20.60	20.60		7.56	7.56		32.10	32.10		86.5	86.5		6.52	6.47		4.18	3.63		6	
23/3/2011	13:05	Cloudy	Middle	2.5	18.40	18.40	18.35	7.62	7.62	7.63	32.40	32.40	32.35	86.4	85.8	85.6	6.73	6.67	6.66	3.55	3.48	3.51	5	4.50
	13:08		Middle	2.5	18.30	18.30		7.63	7.63		32.30	32.30		85.3	84.9		6.64	6.59		3.45	3.56		4	
25/3/2011	14:55	Cloudy	Middle	1.5	19.40	19.50	19.40	7.52	7.54	7.54	32.50	32.50	32.45	83.3	83.1	83.2	6.30	6.29	6.28	4.50	3.74	3.85	8	5.50
	14:58		Middle	1.5	19.30	19.40		7.55	7.56		32.40	32.40		83.4	82.9		6.27	6.25		3.51	3.66		3	



**Water Monitoring Result at C3 - HKCEC Phase I
Mid-Ebb Tide**

Date	Time	Weather Condition	Sampling Depth		Water Temperature		pH			Salinity		DO Saturation		DO		Turbidity		Suspended Solids						
			m		°C		-		ppt		%		mg/L		NTU		mg/L							
					Value	Average	Value	Average	Value	Average	Value	Average	Value	Average	Value	Average	Value	Average						
28/2/2011	22:51	Cloudy	Middle	2.5	21.34	21.34	21.35	8.13	8.13	8.13	30.39	30.39	30.39	82.1	79.9	80.8	6.09	5.92	5.99	3.60	3.18	3.20	6	5.00
	22:54		Middle	2.5	21.36	21.36		8.12	8.12		30.39	30.39		81.8	79.2		6.07	5.87		2.91	3.12		4	
2/3/2011	0:08	Cloudy	Middle	2.5	17.36	17.36	17.35	8.27	8.27	8.27	30.45	30.45	30.46	76.5	75.2	74.6	6.11	6.01	5.96	3.77	3.70	3.60	8	7.50
	0:11		Middle	2.5	17.34	17.34		8.27	8.26		30.46	30.46		74.0	72.6		5.92	5.80		3.51	3.43		7	
4/3/2011	13:15	Cloudy	Middle	2.5	16.50	16.50	16.55	8.10	8.10	8.11	32.30	32.30	32.30	89.8	89.4	89.3	7.25	7.23	7.22	7.49	7.57	7.30	12	13.00
	13:18		Middle	2.5	16.60	16.60		8.11	8.11		32.30	32.30		89.1	88.9		7.20	7.19		6.94	7.21		14	
7/3/2011	13:45	Fine	Middle	2.5	18.30	18.30	18.25	7.99	7.98	7.98	32.50	32.50	32.45	89.4	89.2	89.2	6.94	6.93	6.93	3.48	3.09	3.30	7	11.50
	13:48		Middle	2.5	18.20	18.20		7.98	7.98		32.40	32.40		89.1	89.0		6.92	6.91		3.54	3.10		16	
9/3/2011	13:45	Cloudy	Middle	1.5	17.20	17.20	17.15	7.99	7.99	7.99	32.80	32.80	32.75	91.4	90.1	89.8	7.17	7.09	7.10	4.68	4.68	4.62	5	5.50
	13:48		Middle	1.5	17.10	17.10		7.98	7.98		32.70	32.70		89.0	88.8		7.07	7.05		4.59	4.51		6	
11/3/2011	16:45	Cloudy	Middle	2.5	17.10	17.10	17.15	7.94	7.94	7.95	32.60	32.60	32.65	88.7	88.5	88.4	7.05	7.04	7.03	3.68	3.88	3.65	5	5.00
	16:48		Middle	2.5	17.20	17.20		7.95	7.95		32.70	32.70		88.3	88.1		7.02	7.01		3.58	3.47		5	
13/3/2011	18:41	Sunny	Middle	2.5	19.40	19.40	19.40	7.60	7.60	7.60	31.90	31.90	31.90	73.1	74.5	74.0	5.44	5.55	5.51	3.75	3.73	3.66	5	6.00
	18:45		Middle	2.5	19.40	19.40		7.60	7.60		31.90	31.90		75.1	73.4		5.59	5.47		3.26	3.88		7	
16/3/2011	22:13	Cloudy	Middle	1.5	17.10	17.10	17.10	7.80	7.80	7.80	32.28	32.28	32.28	75.9	76.3	74.8	6.04	6.07	5.95	3.28	3.03	2.95	5	5.50
	22:16		Middle	1.5	17.10	17.10		7.80	7.80		32.28	32.28		74.4	72.5		5.92	5.77		2.72	2.78		6	
18/3/2011	-	Cloudy	Middle	-	-	-	-	-	-	-	-	-	-	-	-	-	-	-	-	-	-	-	-	-
	-		Middle	-	-	-		-	-		-	-		-	-		-	-		-	-		-	
21/3/2011	13:27	Fine	Middle	3.0	19.40	19.40	19.35	7.85	7.85	7.85	32.40	32.40	32.35	90.3	90.1	90.0	6.76	6.75	6.74	6.85	5.88	6.02	8	7.00
	13:30		Middle	3.0	19.30	19.30		7.84	7.84		32.30	32.30		89.9	89.6		6.73	6.71		5.46	5.87		6	
23/3/2011	14:25	Cloudy	Middle	2.5	18.10	18.10	18.10	7.94	7.94	7.94	32.50	32.50	32.45	85.6	85.4	84.8	6.70	6.69	6.62	4.22	4.33	4.23	7	7.00
	14:28		Middle	2.5	18.10	18.10		7.94	7.94		32.40	32.40		84.2	84.1		6.54	6.54		4.38	3.98		7	
25/3/2011	16:32	Cloudy	Middle	2.5	18.50	18.50	18.45	7.81	7.81	7.81	32.50	32.50	32.45	82.0	81.8	80.6	6.46	6.10	6.18	6.16	5.83	5.62	4	5.00
	16:35		Middle	2.5	18.40	18.40		7.80	7.80		32.40	32.40		79.5	79.0		6.09	6.06		5.20	5.29		6	



**Water Monitoring Result at C4e - WCT / GEC
Mid-Ebb Tide**

Date	Time	Weather Condition	Sampling Depth		Water Temperature		pH			Salinity			DO Saturation		DO		Turbidity		Suspended Solids					
					°C		-		ppt		%		mg/L		NTU		mg/L							
			m	Value	Average	Value	Average	Value	Average	Value	Average	Value	Average	Value	Average	Value	Average	Value	Average					
28/2/2011	22:39	Cloudy	Middle	1.5	21.03	21.03	21.11	8.12	8.12	8.12	30.45	30.45	30.45	75.8	77.0	75.0	5.63	5.70	5.57	3.77	3.58	3.56	8	7.00
	22:43		Middle	1.5	21.18	21.18		8.11	8.11		30.45	30.45		73.0	74.2		5.43	5.52		3.56	3.34		6	
2/3/2011	23:40	Cloudy	Middle	1.5	17.52	17.52	17.49	8.11	8.11	8.10	30.44	30.44	30.45	72.0	75.0	74.2	5.74	5.98	5.92	2.37	2.42	2.53	4	4.50
	23:44		Middle	1.5	17.45	17.45		8.09	8.09		30.46	30.44		73.5	76.3		5.86	6.08		2.70	2.64		5	
4/3/2011	13:37	Cloudy	Middle	1.0	16.50	16.50	16.50	7.89	7.89	7.89	32.00	32.00	32.00	86.6	86.3	86.2	7.00	6.98	6.97	3.61	3.55	3.49	4	4.50
	13:40		Middle	1.0	16.50	16.50		7.88	7.88		32.00	32.00		86.1	85.8		6.96	6.94		3.40	3.39		5	
7/3/2011	14:00	Fine	Middle	1.5	17.60	17.60	17.55	7.87	7.87	7.88	32.10	32.10	32.15	83.5	83.2	83.3	6.81	6.78	6.79	3.00	2.66	2.92	11	8.00
	14:03		Middle	1.5	17.50	17.50		7.88	7.88		32.20	32.20		83.2	83.1		6.78	6.77		3.27	2.74		5	
9/3/2011	14:30	Cloudy	Middle	1.0	16.20	16.20	16.15	7.99	7.99	7.99	32.50	32.50	32.45	94.8	94.6	94.2	7.56	7.54	7.53	2.47	2.81	2.45	4	4.50
	14:33		Middle	1.0	16.10	16.10		7.98	7.98		32.40	32.40		93.8	93.5		7.52	7.49		2.23	2.29		5	
11/3/2011	16:27	Cloudy	Middle	2.0	16.90	16.90	16.90	7.92	7.92	7.92	32.50	32.50	32.45	86.6	85.9	85.6	6.90	6.87	6.83	3.67	3.59	3.59	5	7.50
	16:30		Middle	2.0	16.90	16.90		7.91	7.91		32.40	32.40		85.2	84.8		6.79	6.77		3.79	3.29		10	
13/3/2011	18:11	Sunny	Middle	2.0	18.40	18.40	18.35	7.77	7.78	7.78	33.00	33.10	33.10	84.4	84.1	84.1	6.58	6.57	6.56	2.56	2.65	2.61	7	6.50
	18:13		Middle	2.0	18.30	18.30		7.78	7.79		33.10	33.20		84.0	83.8		6.55	6.54		2.63	2.59		6	
16/3/2011	21:44	Cloudy	Middle	1.5	17.10	17.10	17.10	7.83	7.83	7.83	32.53	32.53	32.53	79.8	77.7	77.9	6.37	6.16	6.19	4.29	3.62	4.07	8	7.50
	21:48		Middle	1.5	17.10	17.10		7.83	7.83		32.53	32.53		77.2	76.9		6.12	6.10		4.11	4.24		7	
18/3/2011	11:47	Cloudy	Middle	1.5	17.20	17.20	17.15	7.88	7.88	7.88	33.80	33.80	33.75	90.3	89.3	88.9	7.00	6.96	6.91	2.01	2.04	2.06	5	4.00
	11:50		Middle	1.5	17.10	17.10		7.87	7.87		33.70	33.70		88.2	87.8		6.87	6.82		2.09	2.08		3	
21/3/2011	13:19	Fine	Middle	1.0	19.30	19.30	19.25	7.87	7.87	7.87	32.20	32.20	32.15	83.9	82.7	82.7	6.72	6.62	6.62	2.00	1.93	1.83	<2	2.00
	13:22		Middle	1.0	19.20	19.20		7.86	7.86		32.10	32.10		82.4	81.8		6.59	6.55		1.79	1.60		2	
23/3/2011	14:13	Cloudy	Middle	1.5	18.20	18.20	18.15	7.89	7.89	7.89	32.40	32.40	32.45	85.4	84.9	84.9	6.69	6.60	6.62	2.62	2.48	2.26	4	3.50
	14:16		Middle	1.5	18.10	18.10		7.89	7.89		32.50	32.50		84.9	84.4		6.61	6.58		2.07	1.88		3	
25/3/2011	16:22	Cloudy	Middle	1.5	18.20	18.20	18.15	7.81	7.81	7.81	32.40	32.40	32.35	84.9	84.7	84.1	6.67	6.59	6.57	2.46	2.45	2.29	2	2.00
	16:25		Middle	1.5	18.10	18.10		7.80	7.80		32.30	32.30		84.0	82.8		6.52	6.49		2.11	2.12		<2	



**Water Monitoring Result at C4w - WCT / GEC
Mid-Ebb Tide**

Date	Time	Weather Condition	Sampling Depth		Water Temperature		pH			Salinity		DO Saturation		DO		Turbidity		Suspended Solids						
					°C		-		ppt		%		mg/L		NTU		mg/L							
			m		Value	Average	Value	Average	Value	Average	Value	Average	Value	Average	Value	Average	Value	Average	Value	Average				
28/2/2011	22:45	Cloudy	Middle	1.5	21.24	21.25	21.26	8.07	8.07	8.09	30.40	30.40	30.41	75.7	69.7	72.4	5.62	5.18	5.37	2.77	2.55	2.37	4	3.50
	22:49		Middle	1.5	21.28	21.28		8.10	8.10		30.41	30.41		72.6	71.7		5.40	5.28		1.98	2.18		3	
2/3/2011	23:52	Cloudy	Middle	1.5	17.71	17.71	17.67	8.10	8.10	8.10	30.36	30.36	30.43	87.1	87.2	85.3	6.91	6.92	6.78	2.51	2.71	2.70	5	5.00
	23:56		Middle	1.5	17.63	17.63		8.10	8.10		30.49	30.49		83.4	83.5		6.63	6.64		2.92	2.65		5	
4/3/2011	13:51	Cloudy	Middle	1.0	16.30	16.30	16.25	7.99	7.99	8.00	32.20	32.20	32.25	87.6	87.3	87.2	7.11	7.10	7.09	2.49	3.42	3.36	8	8.00
	13:54		Middle	1.0	16.20	16.20		8.00	8.00		32.30	32.30		87.2	86.5		7.09	7.05		3.55	3.97		8	
7/3/2011	14:15	Fine	Middle	0.7	17.10	17.10	17.05	7.87	7.87	7.87	32.40	32.40	32.35	83.6	93.4	81.5	6.65	6.63	6.62	2.40	2.12	2.24	7	7.50
	14:18		Middle	0.7	17.00	17.00		7.86	7.86		32.30	32.30		83.1	65.8		6.61	6.59		2.07	2.35		8	
9/3/2011	14:25	Cloudy	Middle	1.5	16.20	16.20	16.15	7.98	7.98	7.98	32.50	32.50	32.45	91.4	85.0	86.5	7.15	7.11	7.05	2.72	3.45	2.98	3	4.00
	14:28		Middle	1.5	16.10	16.10		7.97	7.97		32.40	32.40		84.8	84.6		7.02	6.93		2.99	2.75		5	
11/3/2011	16:16	Cloudy	Middle	1.0	17.20	17.20	17.25	7.86	7.86	7.87	32.30	32.30	32.25	84.1	83.6	83.5	6.67	6.65	6.64	2.49	2.80	2.73	4	5.00
	16:19		Middle	1.0	17.30	17.30		7.87	7.87		32.20	32.20		83.3	82.8		6.62	6.60		2.79	2.85		6	
13/3/2011	18:26	Sunny	Middle	2.0	18.90	18.90	18.90	7.54	7.54	7.57	31.71	31.71	31.71	79.8	80.0	78.8	6.20	6.21	6.16	1.30	1.19	1.22	4	3.50
	18:30		Middle	2.0	18.90	18.90		7.60	7.60		31.71	31.71		78.7	76.5		6.18	6.03		1.21	1.16		3	
16/3/2011	21:59	Cloudy	Middle	1.5	17.00	17.00	17.00	7.75	7.75	7.75	32.30	32.30	32.30	75.3	76.9	75.4	6.00	6.12	6.00	7.95	7.92	8.26	14	15.00
	22:08		Middle	1.5	17.00	17.00		7.74	7.74		32.30	32.30		74.7	74.6		5.95	5.94		8.40	8.77		16	
18/3/2011	11:53	Cloudy	Middle	1.5	16.90	16.90	16.85	7.92	7.92	7.92	33.60	33.60	33.55	89.5	88.4	88.2	7.18	7.01	7.03	1.91	1.83	1.84	<2	<2
	11:56		Middle	1.5	16.80	16.80		7.91	7.91		33.50	33.50		87.5	87.4		6.97	6.94		1.71	1.90		<2	
21/3/2011	13:12	Fine	Middle	1.0	20.00	20.00	19.95	7.80	7.80	7.80	32.10	32.10	32.05	87.0	86.8	86.6	6.43	6.40	6.39	2.78	2.76	2.76	<2	3.00
	13:15		Middle	1.0	19.90	19.90		7.79	7.79		32.00	32.00		86.5	86.0		6.38	6.36		2.74	2.75		3	
23/3/2011	14:06	Cloudy	Middle	2.0	18.30	18.30	18.30	7.90	7.90	7.90	32.30	32.30	32.35	83.0	82.5	82.2	6.48	6.44	6.42	3.32	2.78	2.89	3	2.50
	14:09		Middle	2.0	18.30	18.30		7.89	7.89		32.40	32.40		81.7	81.4		6.38	6.36		2.77	2.67		2	
25/3/2011	16:15	Cloudy	Middle	1.5	18.60	18.60	18.55	7.78	7.78	7.78	32.40	32.40	32.35	77.6	77.3	77.1	5.94	5.95	5.93	1.23	1.20	1.18	<2	<2
	16:18		Middle	1.5	18.50	18.50		7.77	7.77		32.30	32.30		77.2	76.3		5.92	5.90		1.10	1.19		<2	



**Water Monitoring Result at C5e - Sun Hung Kai Centre
Mid-Ebb Tide**

Date	Time	Weather Condition	Sampling Depth		Water Temperature		pH			Salinity			DO Saturation		DO		Turbidity		Suspended Solids					
			m		°C		-		ppt		%		mg/L		NTU		mg/L							
					Value	Average	Value	Average	Value	Average	Value	Average	Value	Average	Value	Average	Value	Average						
28/2/2011	22:16	Cloudy	Middle	1.5	21.52	21.52	21.50	8.12	8.12	8.12	30.39	30.39	30.40	75.8	78.9	76.8	5.61	5.83	5.68	2.16	2.19	2.22	5	5.50
	22:20		Middle	1.5	21.48	21.48		8.12	8.12		30.41	30.41		75.4	77.0		5.58	5.69		2.29	2.25		6	
2/3/2011	23:14	Cloudy	Middle	1.5	17.75	17.75	17.67	8.19	8.19	8.19	30.44	30.44	30.53	85.6	82.6	84.3	6.79	6.56	6.69	2.78	2.51	2.58	5	5.00
	23:18		Middle	1.5	17.58	17.58		8.18	8.18		30.62	30.62		86.4	82.4		6.87	6.55		2.42	2.62		5	
4/3/2011	14:39	Cloudy	Middle	1.5	18.00	18.00	18.00	7.99	7.99	8.00	31.20	31.20	31.25	82.8	82.6	82.5	6.50	6.49	6.49	3.97	3.88	3.88	7	6.50
	14:42		Middle	1.5	18.00	18.00		8.00	8.00		31.30	31.30		82.4	82.2		6.48	6.47		3.85	3.82		6	
7/3/2011	14:55	Fine	Middle	1.0	19.20	19.20	19.15	7.58	7.59	7.74	31.50	31.50	31.45	84.1	84.0	83.7	6.43	6.42	6.40	2.42	2.39	2.42	8	7.00
	14:58		Middle	1.0	19.10	19.10		7.89	7.89		31.40	31.40		83.8	82.8		6.38	6.35		2.45	2.40		6	
9/3/2011	15:10	Cloudy	Middle	1.0	17.00	17.00	16.95	7.96	7.96	7.96	32.40	32.40	32.35	86.5	85.8	85.7	6.90	6.91	6.88	4.70	5.39	5.14	6	7.00
	15:13		Middle	1.0	16.90	16.90		7.95	7.95		32.30	32.30		85.4	85.1		6.89	6.82		5.21	5.25		8	
11/3/2011	15:40	Cloudy	Middle	1.0	17.90	17.90	17.85	7.88	7.88	7.89	32.30	32.30	32.25	87.8	87.2	86.9	6.90	6.87	6.85	4.12	3.81	3.91	5	5.50
	15:43		Middle	1.0	17.80	17.80		7.89	7.89		32.20	32.20		86.5	86.1		6.82	6.79		3.82	3.89		6	
13/3/2011	17:35	Sunny	Middle	2.0	18.50	18.50	18.50	7.76	7.77	7.78	33.00	33.10	33.03	85.6	85.5	85.4	6.63	6.62	6.62	3.32	3.34	3.15	5	5.00
	17:40		Middle	2.0	18.50	18.50		7.79	7.80		33.00	33.00		85.3	85.2		6.61	6.60		2.95	3.00		5	
16/3/2011	21:10	Cloudy	Middle	1.5	17.10	17.10	17.05	7.86	7.86	7.86	32.47	32.47	32.48	78.6	78.6	77.4	6.23	6.24	6.15	3.52	4.33	3.86	5	5.50
	21:13		Middle	1.5	17.00	17.00		7.86	7.86		32.48	32.48		76.3	76.2		6.06	6.06		3.69	3.91		6	
18/3/2011	11:25	Cloudy	Middle	1.5	17.70	17.70	17.65	7.84	7.84	7.84	33.60	33.60	33.55	87.7	86.6	86.1	6.79	6.74	6.69	3.01	3.06	3.01	5	4.50
	11:28		Middle	1.5	17.60	17.60		7.83	7.83		33.50	33.50		85.6	84.4		6.64	6.58		2.93	3.04		4	
21/3/2011	12:42	Fine	Middle	1.0	23.00	23.00	22.95	7.69	7.69	7.69	31.60	31.60	31.55	89.2	88.8	88.5	6.43	6.38	6.39	4.01	3.67	3.87	4	4.00
	12:45		Middle	1.0	22.90	22.90		7.68	7.68		31.50	31.50		88.1	87.8		6.39	6.37		3.72	4.09		4	
23/3/2011	13:52	Cloudy	Middle	2.0	18.60	18.60	18.65	7.90	7.90	7.91	32.40	32.40	32.35	78.7	78.0	78.1	6.09	6.06	6.05	2.20	3.63	3.16	6	5.50
	13:55		Middle	2.0	18.70	18.70		7.91	7.91		32.30	32.30		77.9	77.7		6.04	6.02		3.46	3.33		5	
25/3/2011	15:50	Cloudy	Middle	3.0	19.30	19.30	19.25	7.69	7.71	7.68	32.30	32.30	32.25	88.0	87.2	86.8	6.76	6.73	6.71	3.63	4.57	3.79	4	4.00
	15:53		Middle	3.0	19.20	19.20		7.60	7.72		32.20	32.20		86.1	86.0		6.70	6.66		3.45	3.50		4	



**Water Monitoring Result at C5w - Sun Hung Kai Centre
Mid-Ebb Tide**

Date	Time	Weather Condition	Sampling Depth		Water Temperature		pH		Salinity		DO Saturation		DO		Turbidity		Suspended Solids							
					°C		-		ppt		%		mg/L		NTU		mg/L							
			m		Value	Average	Value	Average	Value	Average	Value	Average	Value	Average	Value	Average	Value	Average	Value	Average				
28/2/2011	22:24	Cloudy	Middle	1.5	21.37	21.37	21.40	8.14	8.14	8.16	30.39	30.39	30.40	80.7	86.7	80.2	5.98	6.42	5.94	3.14	2.89	3.02	4	4.50
	22:27		Middle	1.5	21.43	21.43		8.18	8.18		30.41	30.41		77.0	76.4		5.70	5.65		3.00	3.06		5	
2/3/2011	23:25	Cloudy	Middle	1.5	17.60	17.60	17.53	8.25	8.25	8.23	30.27	30.27	30.43	77.6	78.3	78.6	6.18	6.24	6.26	3.86	4.14	3.87	8	9.00
	23:30		Middle	1.5	17.46	17.46		8.20	8.20		30.59	30.59		77.0	81.5		6.13	6.49		3.69	3.80		10	
4/3/2011	14:30	Cloudy	Middle	1.5	18.30	18.30	18.25	8.04	8.04	8.05	30.70	30.70	30.75	87.4	87.2	86.8	6.88	6.86	6.83	4.53	4.28	4.15	5	6.00
	14:35		Middle	1.5	18.20	18.20		8.05	8.05		30.80	30.80		86.6	85.8		6.80	6.76		4.08	3.70		7	
7/3/2011	15:05	Fine	Middle	1.5	19.20	19.20	19.15	7.94	7.94	7.94	32.10	32.10	32.15	77.3	75.5	74.9	5.90	5.75	5.71	1.86	1.70	1.78	6	5.00
	15:08		Middle	1.5	19.10	19.10		7.93	7.93		32.20	32.20		73.8	72.9		5.63	5.54		1.80	1.76		4	
9/3/2011	15:18	Cloudy	Middle	1.0	16.80	16.80	16.75	8.01	8.01	8.01	33.10	33.10	33.05	86.8	85.9	85.9	6.90	6.98	6.88	5.34	5.58	5.49	5	6.00
	15:21		Middle	1.0	16.70	16.70		8.00	8.00		33.00	33.00		85.7	85.1		6.83	6.82		5.62	5.43		7	
11/3/2011	15:50	Cloudy	Middle	1.5	17.70	17.70	17.65	7.92	7.92	7.93	33.00	33.00	33.00	83.9	83.6	83.5	6.59	6.58	6.57	2.58	2.46	2.49	6	5.00
	15:53		Middle	1.5	17.60	17.60		7.93	7.93		33.00	33.00		83.5	83.1		6.55	6.54		2.37	2.53		4	
13/3/2011	17:53	Sunny	Middle	2.0	18.20	18.20	18.20	7.90	7.90	7.90	31.90	31.90	31.85	80.2	80.1	80.1	6.23	6.21	6.21	4.78	4.50	4.31	9	8.00
	17:56		Middle	2.0	18.20	18.20		7.90	7.90		31.80	31.80		80.0	79.9		6.21	6.20		4.04	3.92		7	
16/3/2011	21:25	Cloudy	Middle	1.5	17.10	17.10	17.10	7.84	7.84	7.84	32.42	32.42	32.42	80.6	80.8	79.7	6.40	6.42	6.32	5.19	4.68	4.91	8	8.50
	21:29		Middle	1.5	17.10	17.10		7.84	7.84		32.42	32.42		80.3	77.0		6.32	6.12		4.91	4.84		9	
18/3/2011	11:31	Cloudy	Middle	2.0	17.60	17.60	17.55	7.97	7.97	7.97	33.30	33.30	33.25	89.1	88.6	88.6	7.07	7.05	7.04	2.84	2.80	2.86	3	3.00
	11:34		Middle	2.0	17.50	17.50		7.96	7.96		33.20	33.20		88.3	88.2		7.02	7.00		2.88	2.91		3	
21/3/2011	12:49	Fine	Middle	1.5	20.90	20.90	20.85	7.89	7.89	7.89	31.60	31.60	31.55	91.5	91.4	91.1	6.97	6.96	6.94	3.32	3.44	3.29	3	2.50
	12:52		Middle	1.5	20.80	20.80		7.88	7.88		31.50	31.50		90.8	90.6		6.92	6.91		3.17	3.21		2	
23/3/2011	13:43	Cloudy	Middle	2.0	18.80	18.80	18.75	7.91	7.91	7.91	32.30	32.30	32.30	91.5	91.2	91.1	7.08	7.05	7.04	4.64	4.72	4.58	7	6.50
	13:47		Middle	2.0	18.70	18.70		7.90	7.90		32.30	32.30		91.0	90.5		7.03	6.99		4.58	4.39		6	
25/3/2011	15:58	Cloudy	Middle	3.0	19.00	19.00	19.00	7.85	7.85	7.85	31.90	31.90	31.85	83.2	82.9	82.9	6.41	6.40	6.41	5.47	5.13	5.21	8	7.00
	16:01		Middle	3.0	19.00	19.00		7.84	7.84		31.80	31.80		82.8	82.6		6.39	6.43		5.26	4.99		6	



**Water Monitoring Result at WSD 21 - Wan Chai
Mid-Ebb Tide**

Date	Time	Weather Condition	Sampling Depth		Water Temperature		pH			Salinity		DO Saturation		DO		Turbidity		Suspended Solids						
			m		°C		-		ppt		%		mg/L		NTU		mg/L							
					Value	Average	Value	Average	Value	Average	Value	Average	Value	Average	Value	Average	Value	Average						
28/2/2011	22:06	Cloudy	Middle	2.0	21.70	21.70	21.70	8.14	8.14	8.14	30.20	30.20	30.20	77.8	80.9	81.3	5.74	5.97	5.99	3.94	3.56	3.99	7	7.50
	22:09		Middle	2.0	21.69	21.69		8.14	8.14		30.20	30.20		82.7	83.6		6.10	6.16		4.09	4.38		8	
2/3/2011	22:56	Cloudy	Middle	2.0	17.29	17.29	17.29	8.24	8.24	8.23	30.47	30.47	30.47	83.6	82.9	83.6	6.68	6.63	6.69	3.67	3.62	3.47	7	7.00
	23:00		Middle	2.0	17.29	17.29		8.22	8.22		30.47	30.47		85.0	83.0		6.80	6.64		3.32	3.26		7	
4/3/2011	14:15	Cloudy	Middle	1.5	16.90	16.90	16.85	8.01	8.01	8.02	32.20	32.20	32.15	91.1	90.8	91.3	7.29	7.27	7.30	4.55	4.51	4.57	12	11.00
	14:23		Middle	1.5	16.80	16.80		8.02	8.02		32.10	32.10		91.7	91.4		7.32	7.31		4.87	4.35		10	
7/3/2011	14:35	Fine	Middle	1.5	18.20	18.20	18.00	7.82	7.82	7.89	32.10	32.10	32.00	86.8	86.8	88.0	6.75	6.71	6.87	5.62	5.19	4.98	8	7.00
	14:38		Middle	1.5	17.80	17.80		7.96	7.96		31.90	31.90		89.3	89.0		7.01	6.99		4.50	4.62		6	
9/3/2011	14:53	Cloudy	Middle	2.0	17.20	17.20	17.15	7.96	7.96	7.96	32.60	32.60	32.55	91.1	90.5	90.5	7.29	7.24	7.24	5.12	4.74	4.65	10	9.50
	14:56		Middle	2.0	17.10	17.10		7.95	7.95		32.50	32.50		90.3	90.0		7.22	7.20		4.38	4.37		9	
11/3/2011	15:20	Cloudy	Middle	2.0	17.40	17.40	17.35	7.88	7.88	7.88	32.50	32.50	32.50	88.5	88.1	88.1	7.02	6.99	6.99	4.02	3.97	3.99	7	6.50
	15:23		Middle	2.0	17.30	17.30		7.88	7.88		32.50	32.50		88.0	87.8		6.98	6.97		4.05	3.92		6	
13/3/2011	17:08	Sunny	Middle	2.0	18.60	18.70	18.68	7.88	7.88	7.88	33.10	33.10	33.05	82.7	82.5	82.4	6.34	6.33	6.32	6.54	6.15	6.34	12	12.00
	17:11		Middle	2.0	18.70	18.70		7.88	7.87		33.00	33.00		82.3	82.2		6.31	6.30		6.39	6.28		12	
16/3/2011	20:44	Cloudy	Middle	2.0	16.90	16.90	16.90	7.82	7.82	7.82	32.51	32.51	32.51	78.8	77.8	78.1	6.27	6.20	6.22	4.39	4.02	4.22	10	10.00
	20:48		Middle	2.0	16.90	16.90		7.82	7.82		32.51	32.51		77.4	78.3		6.17	6.24		4.19	4.27		10	
18/3/2011	11:14	Cloudy	Middle	1.5	17.90	17.90	17.85	7.99	7.99	7.99	33.60	33.60	33.55	91.2	90.9	90.4	7.01	7.08	7.04	3.58	3.45	3.55	7	6.50
	11:17		Middle	1.5	17.80	17.80		7.98	7.98		33.50	33.50		90.3	89.3		7.06	7.00		3.45	3.70		6	
21/3/2011	12:30	Fine	Middle	2.0	20.50	20.50	20.45	7.86	7.86	7.86	32.00	32.00	31.95	88.6	88.4	87.6	6.75	6.77	6.55	4.78	5.15	5.00	5	5.50
	12:33		Middle	2.0	20.40	20.40		7.85	7.85		31.90	31.90		88.2	85.1		6.36	6.33		4.94	5.13		6	
23/3/2011	13:35	Cloudy	Middle	2.0	18.80	18.80	18.80	7.93	7.93	7.94	32.30	32.30	32.30	89.0	88.9	88.1	6.88	6.88	6.81	4.97	4.95	4.76	8	8.00
	13:39		Middle	2.0	18.80	18.80		7.94	7.94		32.30	32.30		87.5	86.9		6.76	6.73		4.62	4.49		8	
25/3/2011	15:30	Cloudy	Middle	2.0	19.40	19.30	19.33	7.73	7.74	7.74	32.40	32.40	32.35	85.8	85.2	85.2	6.45	6.49	6.44	5.15	5.13	5.27	6	7.00
	15:33		Middle	2.0	19.30	19.30		7.75	7.74		32.30	32.30		84.9	84.7		6.42	6.38		5.33	5.45		8	



**Water Monitoring Result at WSD19 - Sheung Wan
Mid-Ebb Tide**

Date	Time	Weather Condition	Sampling Depth		Water Temperature		pH			Salinity		DO Saturation		DO		Turbidity		Suspended Solids						
					°C		-		ppt		%		mg/L		NTU		mg/L							
			m		Value	Average	Value	Average	Value	Average	Value	Average	Value	Average	Value	Average	Value	Average	Value	Average				
28/2/2011	21:17	Cloudy	Middle	1.5	19.70	19.72	19.72	8.06	8.06	8.06	30.50	30.50	30.50	83.4	84.9	82.0	6.37	6.49	6.26	3.89	3.61	3.77	5	6.00
	21:20		Middle	1.5	19.72	19.72		8.06	8.06		30.50	30.50		81.9	77.8		6.25	5.94		3.91	3.66		7	
2/3/2011	21:52	Cloudy	Middle	1.5	16.89	16.89	16.89	8.26	8.26	8.26	30.75	30.75	30.76	84.8	85.5	84.8	6.42	6.88	6.73	3.34	3.85	3.72	9	8.00
	21:56		Middle	1.5	16.88	16.88		8.26	8.26		30.76	30.76		83.6	85.3		6.73	6.87		4.04	3.65		7	
4/3/2011	13:00	Cloudy	Middle	1.5	17.10	17.10	17.10	7.96	7.96	7.96	31.40	31.40	31.40	81.0	81.2	81.7	6.41	6.41	6.43	5.14	4.99	4.85	5	5.50
	13:03		Middle	1.5	17.10	17.10		7.96	7.96		31.40	31.40		82.4	82.1		6.47	6.44		4.68	4.60		6	
7/3/2011	13:20	Fine	Middle	1.5	18.70	18.70	18.75	7.95	7.95	7.95	31.29	31.29	31.28	83.7	82.8	83.1	6.46	6.39	6.41	5.20	4.81	4.72	7	7.00
	13:24		Middle	1.5	18.80	18.80		7.95	7.95		31.27	31.27		83.9	82.0		6.47	6.32		4.56	4.32		7	
9/3/2011	15:00	Cloudy	Middle	2.0	16.20	16.20	16.15	7.83	7.83	7.86	31.72	31.73	31.73	83.6	83.2	83.4	6.79	6.76	6.79	7.18	7.83	7.29	11	11.50
	15:04		Middle	2.0	16.10	16.10		7.88	7.88		31.74	31.74		83.8	83.1		6.83	6.78		7.44	6.72		12	
11/3/2011	13:42	Cloudy	Middle	1.5	17.00	17.00	17.05	7.74	7.74	7.75	31.70	31.70	31.70	82.7	82.2	82.8	6.53	6.49	6.54	5.08	5.41	5.00	12	11.50
	13:45		Middle	1.5	17.10	17.10		7.75	7.75		31.70	31.70		83.0	83.4		6.55	6.58		4.90	4.60		11	
13/3/2011	16:15	Sunny	Middle	1.5	19.60	19.60	19.60	7.70	7.70	7.70	31.88	31.88	31.88	85.2	85.5	83.9	6.23	6.24	6.17	4.84	5.34	5.17	8	9.00
	16:18		Middle	1.5	19.60	19.60		7.70	7.70		31.88	31.88		81.5	83.4		5.96	6.23		5.11	5.40		10	
16/3/2011	22:53	Cloudy	Middle	1.5	17.20	17.20	17.20	7.84	7.84	7.84	32.42	32.42	32.42	80.4	80.2	80.6	6.38	6.36	6.39	3.87	3.68	3.47	8	8.50
	22:56		Middle	1.5	17.20	17.20		7.84	7.84		32.42	32.42		80.4	81.2		6.38	6.44		3.19	3.14		9	
18/3/2011	12:45	Cloudy	Middle	1.5	17.00	17.00	17.00	7.90	7.90	7.90	32.56	32.56	32.60	85.8	85.1	85.4	6.81	6.76	6.79	6.17	5.79	6.00	13	12.00
	12:49		Middle	1.5	17.00	17.00		7.90	7.90		32.64	32.64		85.7	85.1		6.81	6.77		6.16	5.88		11	
21/3/2011	12:49	Fine	Middle	1.5	19.50	19.50	19.65	7.81	7.81	7.81	32.62	32.62	32.62	78.3	77.6	78.0	5.92	5.86	5.89	7.55	7.29	7.11	14	13.00
	12:52		Middle	1.5	19.80	19.80		7.81	7.81		32.61	32.61		78.6	77.4		5.93	5.83		6.99	6.59		12	
23/3/2011	15:32	Cloudy	Middle	3.0	18.10	18.10	18.10	7.96	7.96	7.93	32.59	32.59	32.60	75.8	76.6	76.6	5.89	5.95	5.95	8.48	8.08	8.16	14	13.50
	15:34		Middle	3.0	18.10	18.10		7.90	7.90		32.60	32.60		77.0	77.1		5.98	5.99		8.08	7.98		13	
25/3/2011	14:30	Cloudy	Middle	3.0	18.60	18.60	18.70	7.81	7.81	7.80	32.72	32.72	32.72	71.6	71.2	71.4	5.50	5.46	5.48	7.73	7.60	7.59	14	13.50
	14:33		Middle	3.0	18.80	18.80		7.79	7.79		32.71	32.71		71.4	71.2		5.48	5.46		7.58	7.43		13	



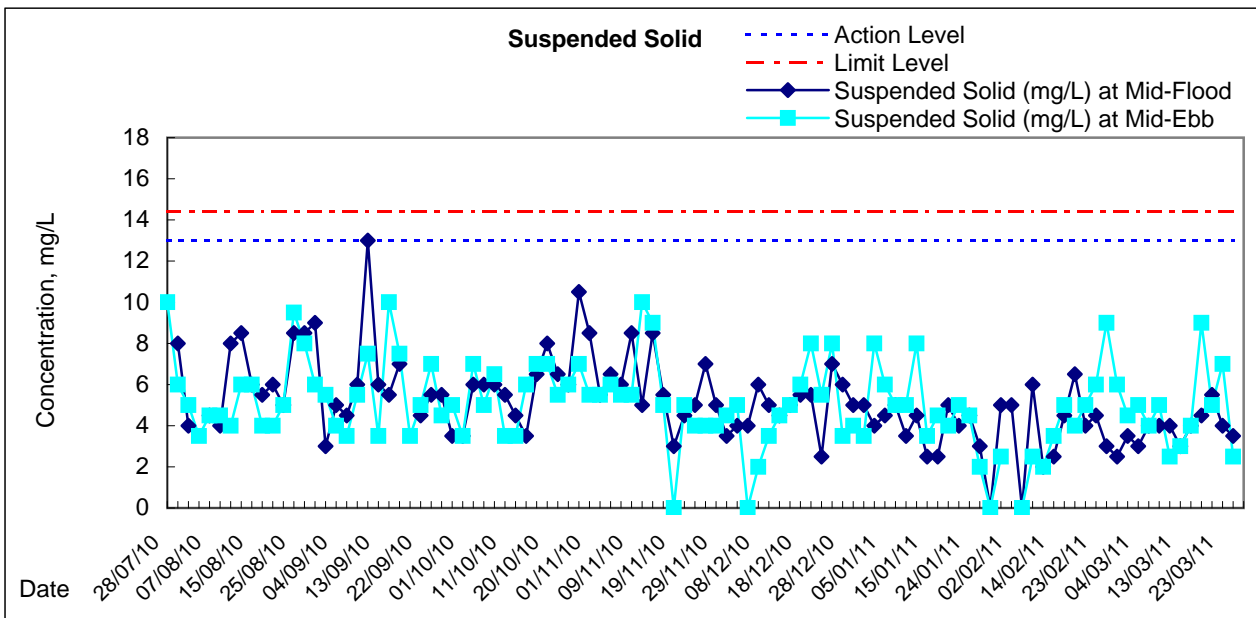
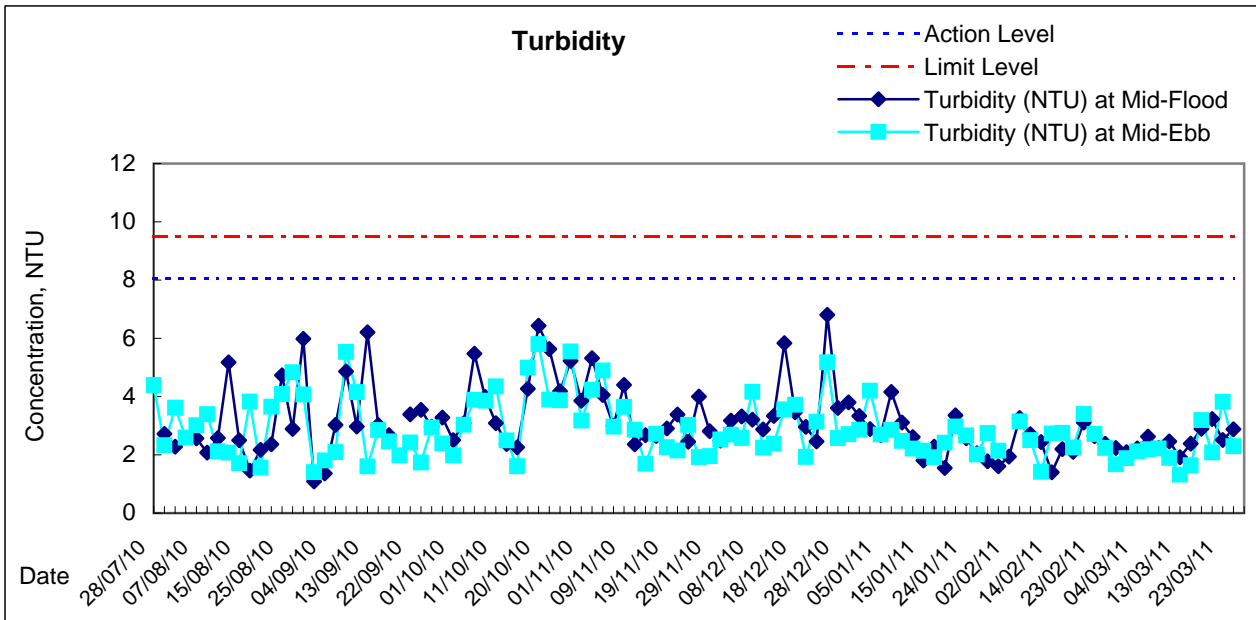
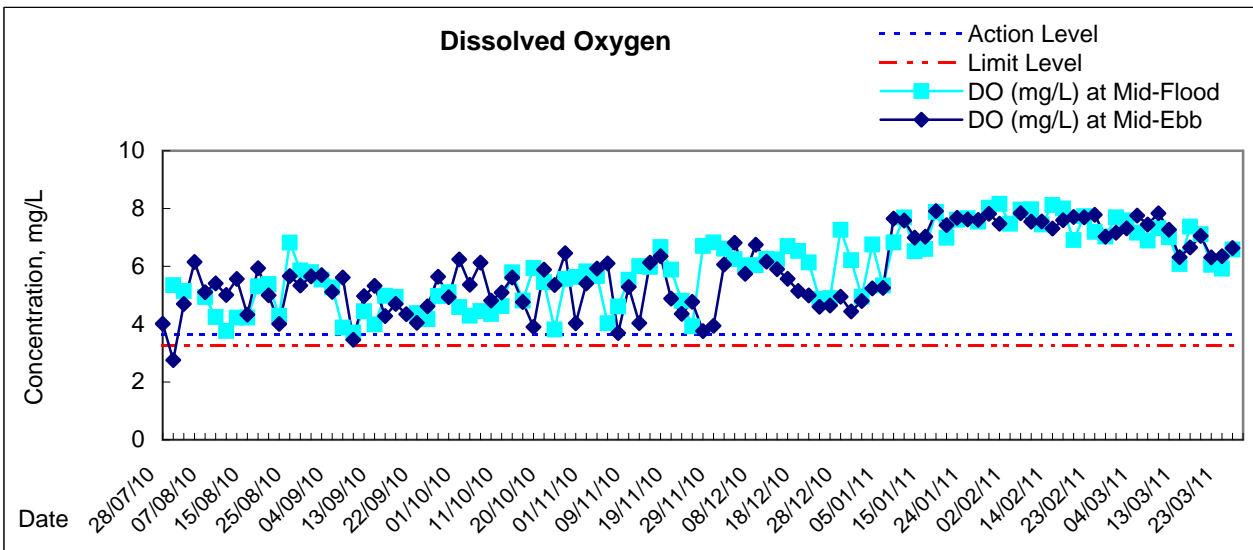
**Water Monitoring Result at WSD20 - Kennedy Town
Mid-Ebb Tide**

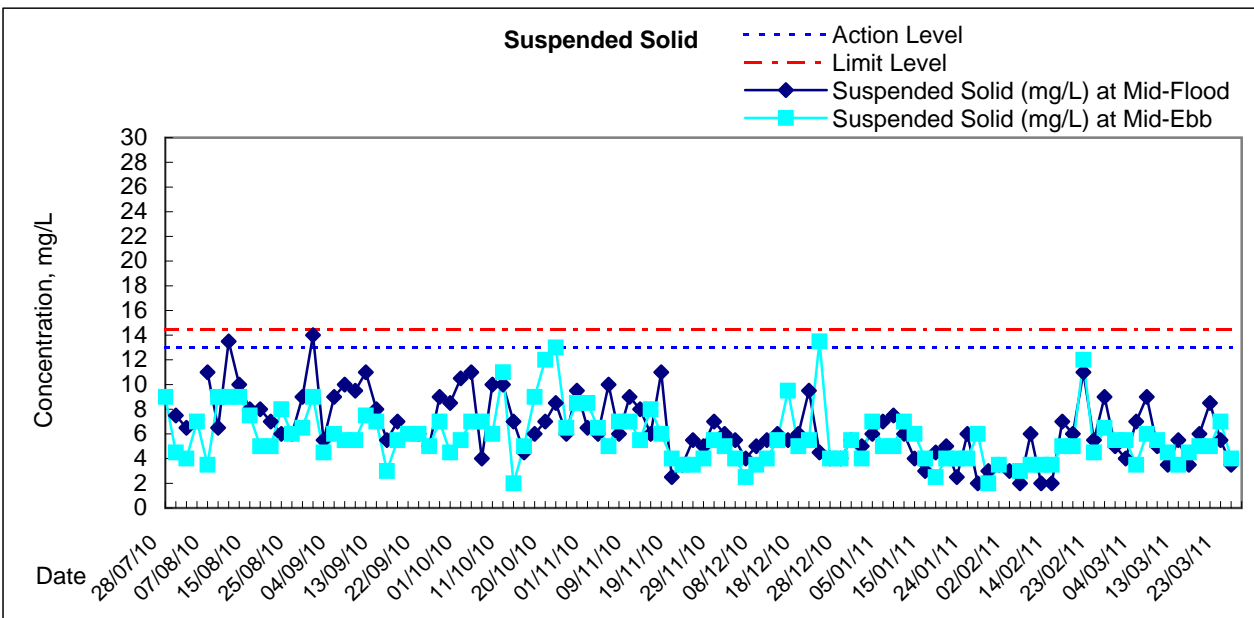
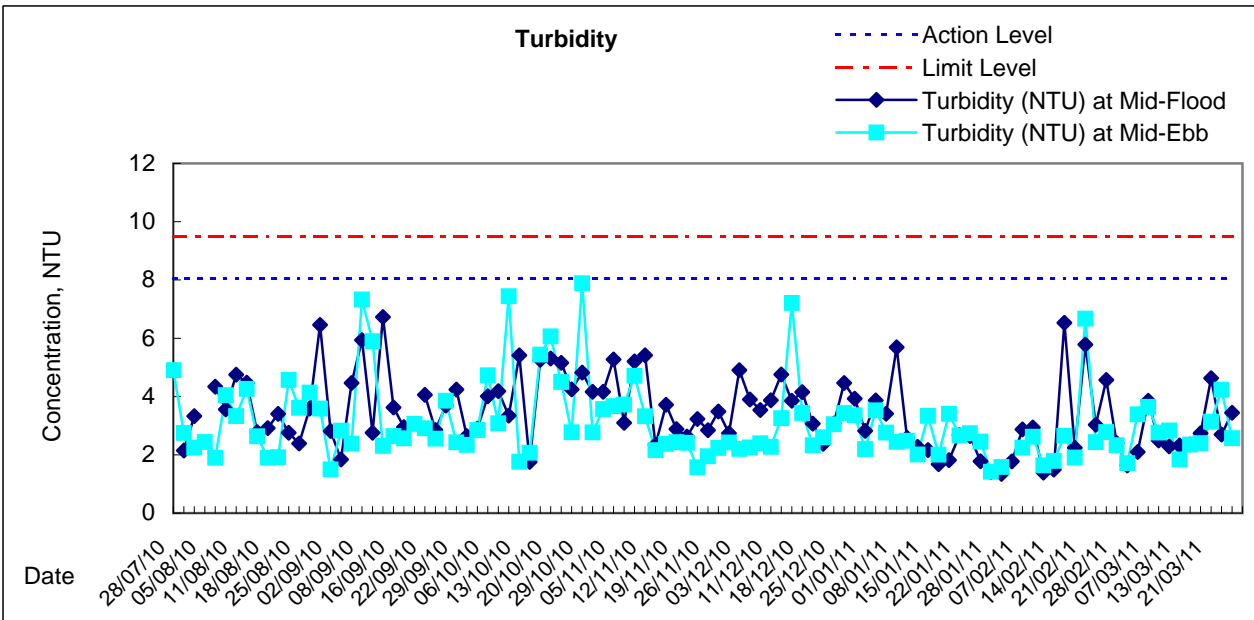
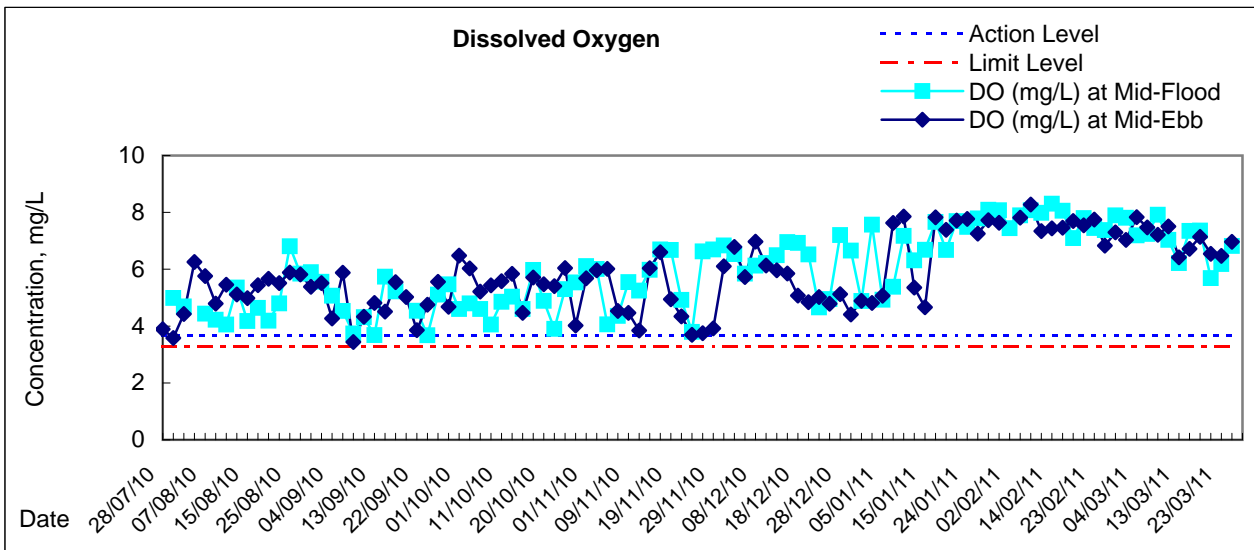
Date	Time	Weather Condition	Sampling Depth		Water Temperature		pH			Salinity		DO Saturation		DO		Turbidity		Suspended Solids						
			m		°C		-		ppt		%		mg/L		NTU		mg/L							
					Value	Average	Value	Average	Value	Average	Value	Average	Value	Average	Value	Average	Value	Average						
28/2/2011	21:00	Cloudy	Middle	1.5	19.08	19.08	19.09	8.05	8.05	8.05	30.77	30.77	30.77	80.0	78.2	82.2	6.17	6.03	6.34	3.05	3.36	3.16	5	6.00
	21:03		Middle	1.5	19.09	19.09		8.05	8.05		30.77	30.77		84.0	86.7		6.48	6.68		3.11	3.12		7	
2/3/2011	21:32	Cloudy	Middle	1.5	15.85	15.76	15.76	8.27	8.27	8.26	30.82	30.82	30.82	79.4	81.2	81.6	6.54	6.68	6.59	2.36	2.45	2.52	8	7.00
	21:36		Middle	1.5	15.71	15.72		8.25	8.25		30.82	30.82		83.2	82.7		6.34	6.80		2.70	2.56		6	
4/3/2011	12:20	Cloudy	Middle	1.5	16.60	16.60	16.70	8.06	8.06	8.05	31.54	31.54	31.48	88.9	87.9	88.4	7.14	7.06	7.10	4.30	3.97	4.06	7	7.50
	12:23		Middle	1.5	16.80	16.80		8.04	8.04		31.41	31.41		88.9	88.0		7.14	7.07		4.24	3.72		8	
7/3/2011	12:57	Fine	Middle	1.5	17.80	17.80	17.90	8.01	8.01	8.03	31.33	31.32	31.30	92.9	92.2	92.4	7.31	7.25	7.26	3.06	2.47	2.60	4	4.00
	13:00		Middle	1.5	18.00	18.00		8.05	8.05		31.28	31.28		92.4	92.0		7.26	7.22		2.24	2.62		4	
9/3/2011	14:40	Cloudy	Middle	1.5	16.40	16.40	16.40	7.83	7.83	7.83	31.69	31.69	31.69	85.0	84.1	84.8	6.88	6.80	6.86	5.70	5.01	5.24	8	8.00
	14:42		Middle	1.5	16.40	16.40		7.82	7.82		31.69	31.69		84.7	85.3		6.86	6.90		5.38	4.88		8	
11/3/2011	13:18	Cloudy	Middle	1.5	16.80	16.80	16.75	7.99	7.99	7.96	31.90	31.90	31.90	86.6	85.8	86.2	6.94	6.87	6.91	7.44	7.48	7.35	10	9.50
	13:20		Middle	1.5	16.70	16.70		7.92	7.92		31.90	31.90		86.5	86.0		6.94	6.89		7.53	6.95		9	
13/3/2011	15:39	Sunny	Middle	1.5	18.50	18.50	18.50	7.82	7.82	7.82	32.03	32.03	32.03	92.6	92.9	91.6	7.47	6.99	6.99	1.94	1.92	1.97	4	4.50
	15:41		Middle	1.5	18.50	18.50		7.82	7.82		32.03	32.03		90.2	90.6		6.72	6.76		2.04	1.98		5	
16/3/2011	23:42	Cloudy	Middle	1.5	17.10	17.10	17.10	7.89	7.89	7.89	32.43	32.43	32.43	89.3	89.0	87.9	7.10	7.07	6.98	2.88	2.69	2.94	8	9.00
	23:44		Middle	1.5	17.10	17.10		7.89	7.89		32.43	32.43		86.7	86.4		6.89	6.87		3.32	2.86		10	
18/3/2011	12:16	Cloudy	Middle	1.5	17.60	17.60	17.60	7.97	7.97	7.98	32.92	32.92	32.91	88.9	88.3	88.4	6.96	6.92	6.93	6.43	6.26	6.07	14	13.00
	12:18		Middle	1.5	17.60	17.60		7.98	7.98		32.89	32.89		88.5	88.0		6.93	6.89		5.76	5.84		12	
21/3/2011	13:15	Fine	Middle	1.5	19.60	19.60	19.65	7.94	7.94	7.94	32.77	32.77	32.77	83.5	83.3	83.6	6.53	6.52	6.54	6.27	6.00	5.97	8	8.00
	13:18		Middle	1.5	19.70	19.70		7.93	7.93		32.77	32.77		83.9	83.5		6.56	6.54		5.75	5.85		8	
23/3/2011	15:03	Cloudy	Middle	1.5	18.20	18.20	18.20	7.98	7.98	7.95	32.73	32.73	32.73	85.2	85.0	84.4	6.60	6.59	6.54	6.70	5.47	5.97	9	9.50
	15:06		Middle	1.5	18.20	18.20		7.91	7.91		32.72	32.72		83.5	83.9		6.47	6.50		5.59	6.12		10	
25/3/2011	14:12	Cloudy	Middle	2.0	18.80	18.80	18.90	7.84	7.84	7.85	32.95	32.95	32.95	88.0	87.6	87.9	6.76	6.74	6.75	6.69	7.58	7.03	7	7.00
	14:14		Middle	2.0	19.00	19.00		7.85	7.85		32.95	32.95		88.1	87.8		6.76	6.75		7.28	6.58		7	

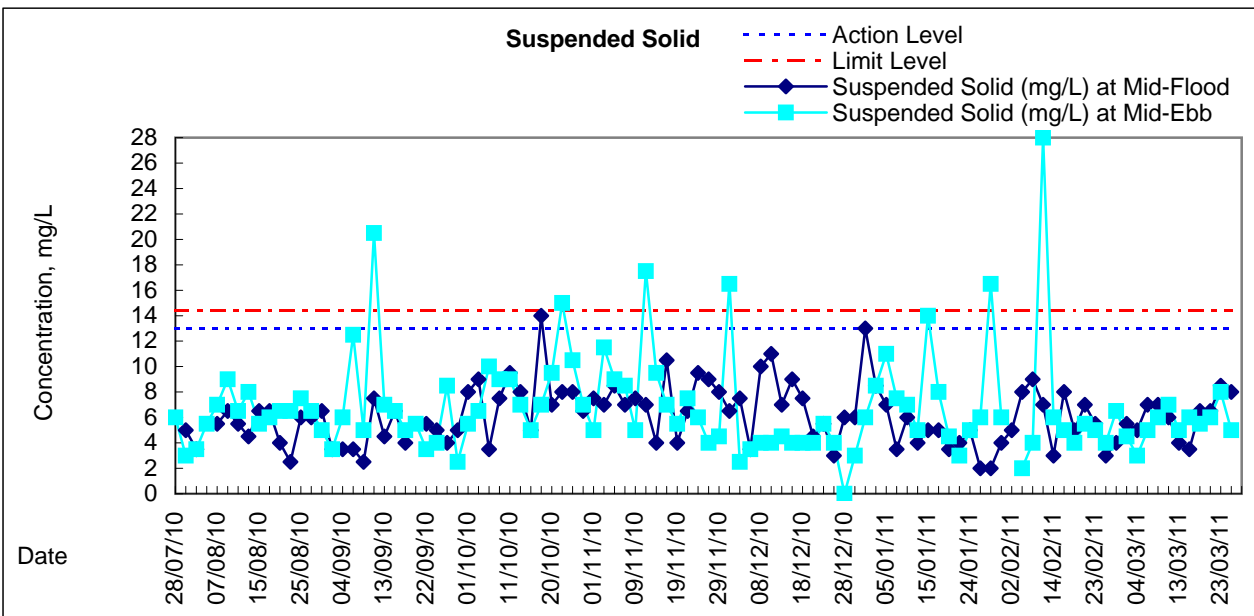
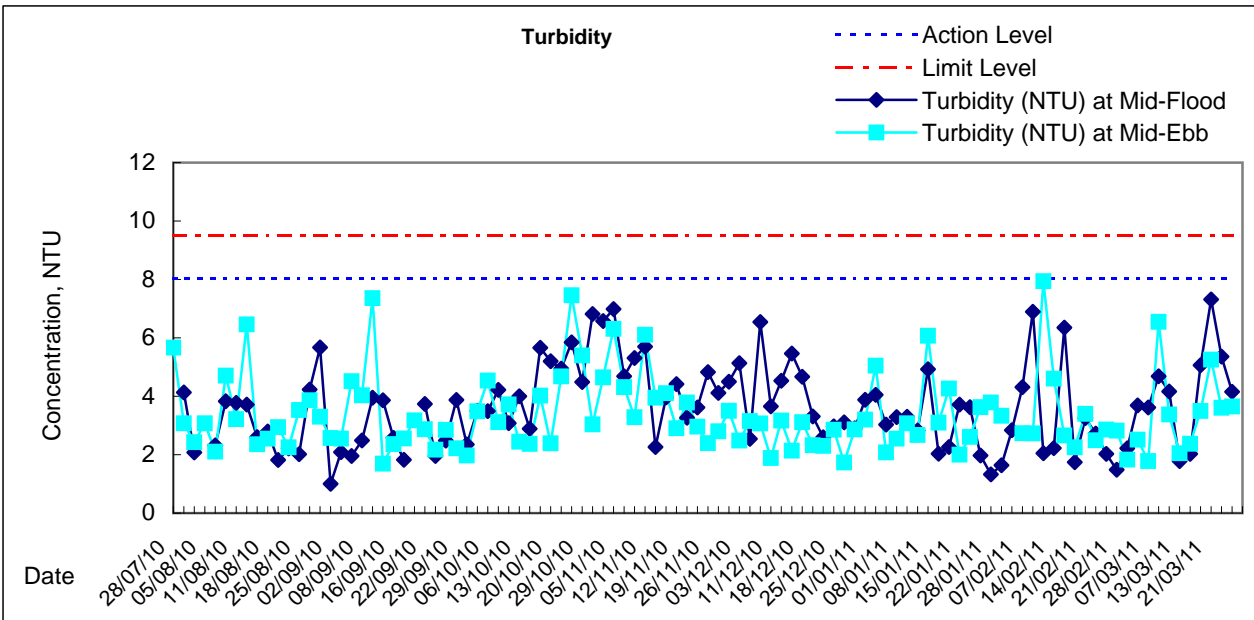
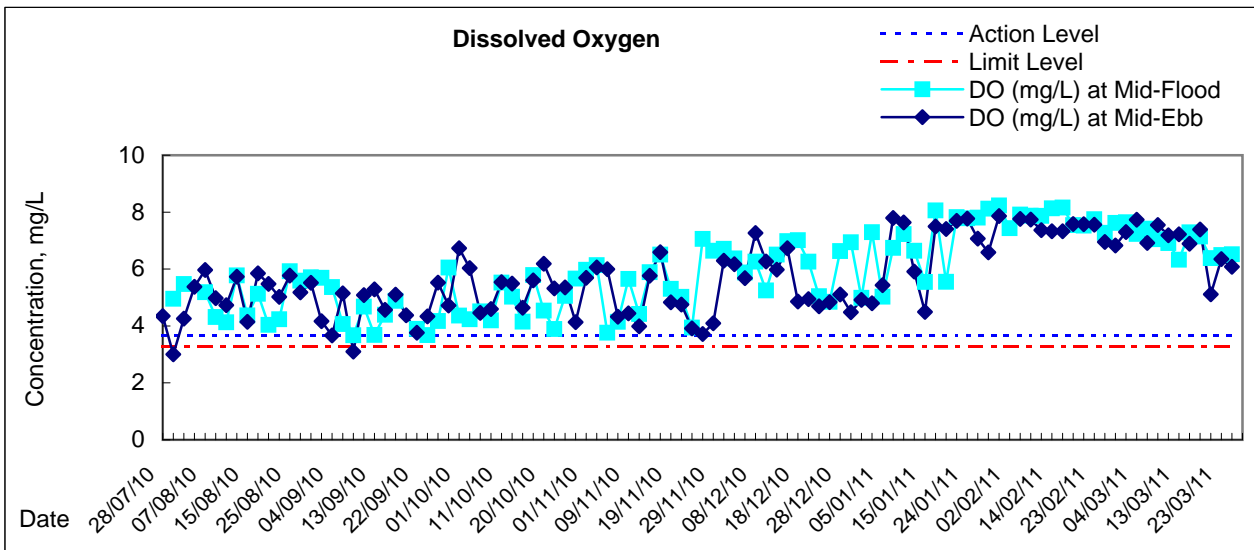


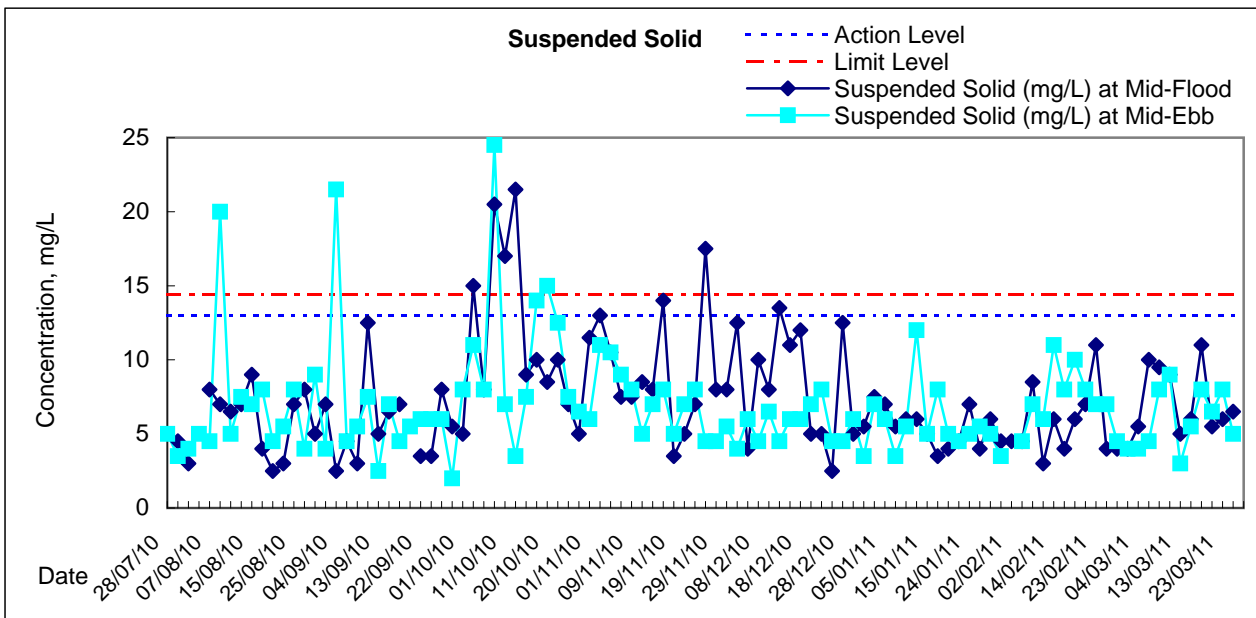
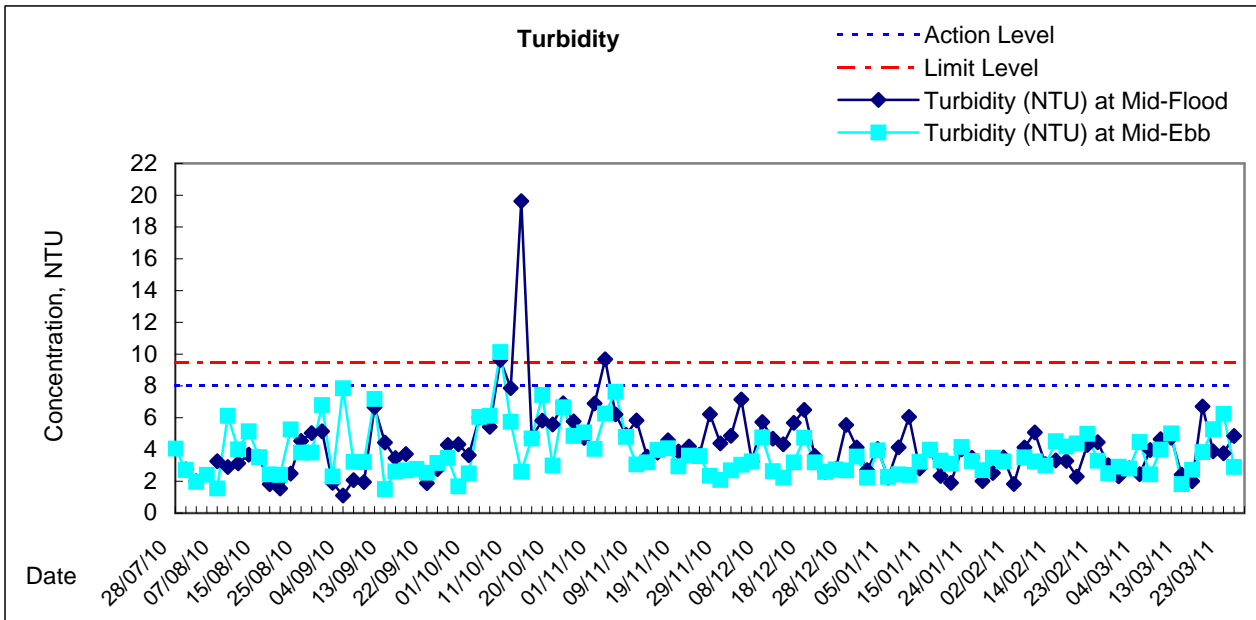
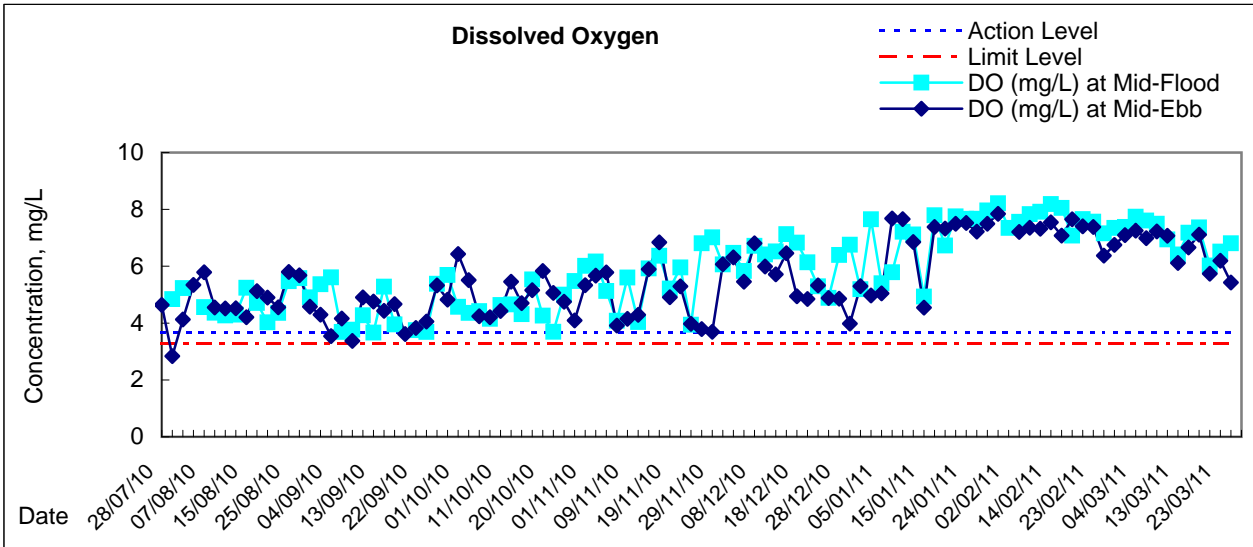
**Water Monitoring Result at WSD7 - Kowloon South
Mid-Ebb Tide**

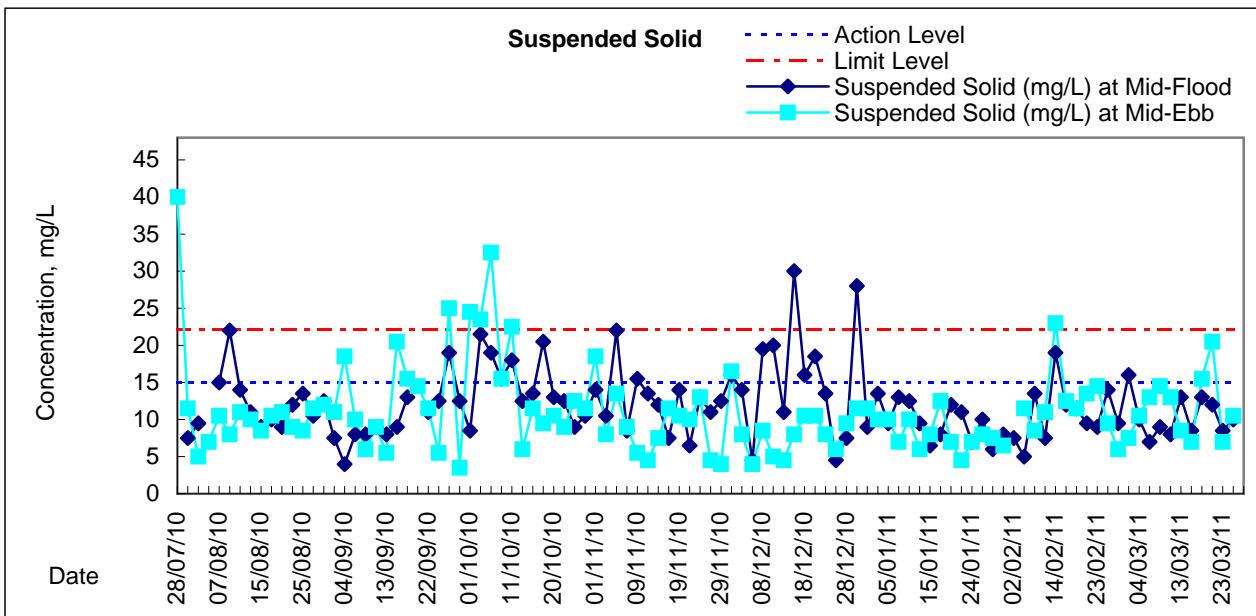
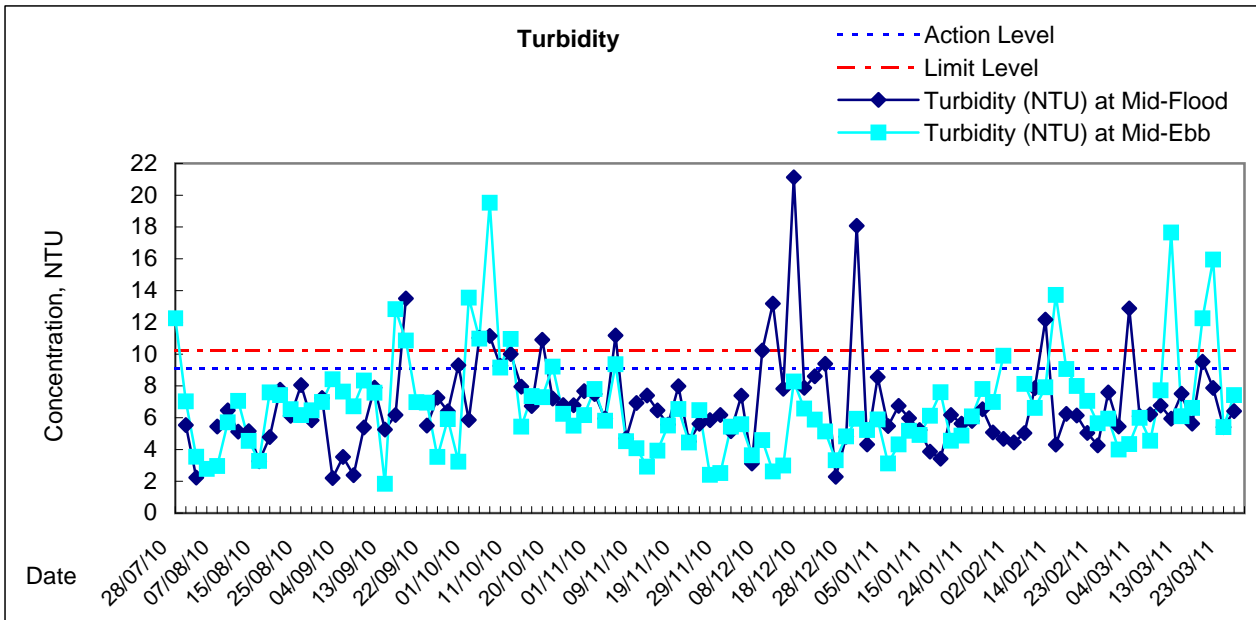
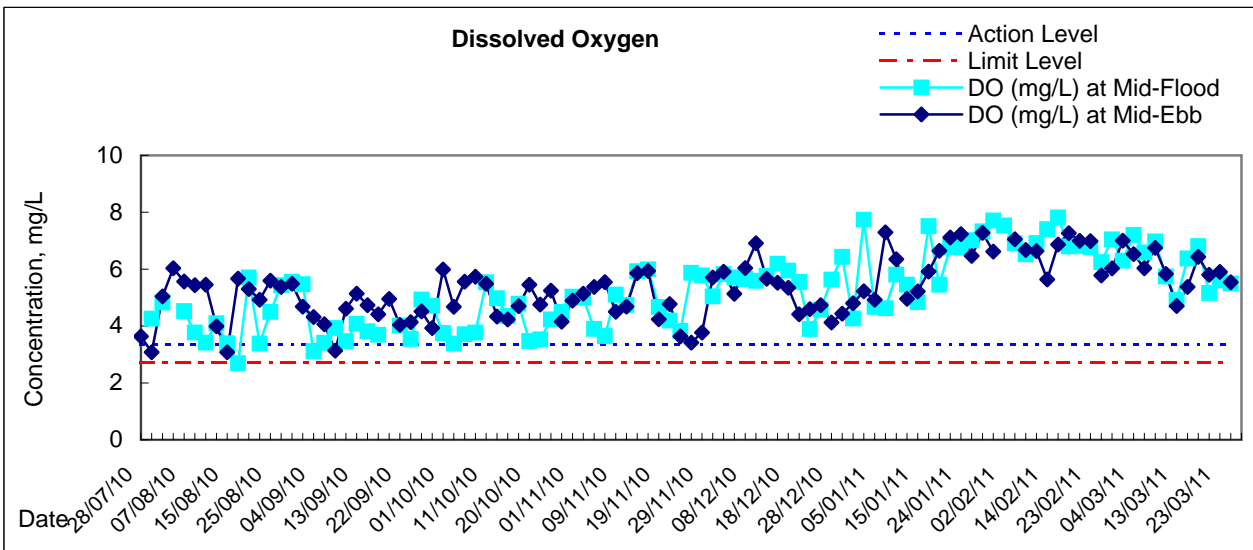
Date	Time	Weather Condition	Sampling Depth		Water Temperature			pH			Salinity		DO Saturation		DO		Turbidity			Suspended Solids				
					°C		-		ppt		%		mg/L		NTU			mg/L						
			m	Value	Average	Value	Average	Value	Average	Value	Average	Value	Average	Value	Average	Value	Average	Value	Average	Value	Average			
28/2/2011	20:11	Cloudy	Middle	2.0	19.80	19.80	19.81	7.97	7.97	7.98	30.70	30.70	30.71	83.4	86.0	85.8	6.35	6.54	6.53	1.90	1.65	1.83	8	7.00
	20:16		Middle	2.0	19.81	19.81		7.99	7.99		30.72	30.72		87.4	86.4		6.65	6.57		1.82	1.95		6	
2/3/2011	2:13	Cloudy	Middle	2.5	16.43	16.43	16.41	7.80	7.80	7.93	29.70	29.78	29.94	88.3	85.5	84.3	7.20	6.97	6.87	3.04	2.88	2.89	10	9.00
	2:16		Middle	2.5	16.39	16.39		8.06	8.06		30.13	30.13		81.3	82.0		6.63	6.69		2.80	2.82		8	
4/3/2011	9:45	Cloudy	Middle	1.5	16.70	16.70	16.75	7.94	7.94	7.92	31.36	31.36	31.36	86.7	86.0	86.2	6.96	6.90	6.92	2.84	2.30	2.58	5	5.00
	9:48		Middle	1.5	16.80	16.80		7.90	7.90		31.35	31.35		86.4	85.7		6.93	6.88		2.56	2.61		5	
7/3/2011	12:30	Fine	Middle	1.5	17.40	17.40	17.55	7.96	7.96	7.95	31.46	31.46	31.44	83.7	83.1	83.7	6.61	6.56	6.60	2.11	2.17	2.22	3	3.50
	12:34		Middle	1.5	17.70	17.70		7.94	7.94		31.41	31.41		84.3	83.7		6.64	6.59		2.19	2.41		4	
9/3/2011	14:15	Cloudy	Middle	1.5	16.40	16.40	16.30	7.76	7.76	7.76	31.58	31.58	31.61	82.8	81.3	82.2	6.71	6.59	6.66	2.98	3.03	3.04	7	6.00
	14:18		Middle	1.5	16.20	16.20		7.76	7.76		31.64	31.64		83.0	81.6		6.72	6.62		3.09	3.05		5	
11/3/2011	14:07	Cloudy	Middle	1.5	16.90	16.90	17.10	7.99	7.99	7.90	31.68	31.68	31.76	82.9	81.5	82.6	6.58	6.48	6.55	2.54	2.55	2.42	7	6.00
	14:10		Middle	1.5	17.30	17.30		7.81	7.81		31.83	31.83		83.5	82.4		6.61	6.52		2.15	2.45		5	
13/3/2011	20:42	Sunny	Middle	2.0	19.00	19.00	19.05	7.69	7.69	7.69	31.75	31.75	31.75	86.1	85.9	84.9	6.64	6.32	6.33	2.71	2.81	2.96	7	6.00
	20:44		Middle	2.0	19.10	19.10		7.69	7.69		31.75	31.75		83.9	83.8		6.21	6.14		3.39	2.94		5	
16/3/2011	0:43	Cloudy	Middle	2.0	16.70	16.70	16.70	7.89	7.89	7.89	31.78	31.78	31.78	77.8	78.2	77.0	6.24	6.28	6.19	2.54	2.30	2.41	6	5.00
	0:46		Middle	2.0	16.70	16.70		7.89	7.89		31.78	31.78		76.6	75.5		6.15	6.07		2.43	2.37		4	
18/3/2011	9:08	Cloudy	Middle	1.5	17.10	17.10	17.05	7.87	7.87	7.88	32.35	32.35	32.37	83.1	82.8	83.0	6.61	6.59	6.63	4.86	4.96	4.67	7	6.50
	9:10		Middle	1.5	17.00	17.00		7.88	7.88		32.38	32.38		83.1	82.8		6.65	6.66		4.33	4.51		6	
21/3/2011	13:36	Fine	Middle	1.5	19.70	19.70	19.90	7.81	7.81	7.81	32.90	32.90	32.78	83.9	83.4	83.8	6.27	6.22	6.24	4.78	4.10	4.11	7	6.00
	13:39		Middle	1.5	20.10	20.10		7.81	7.81		32.65	32.65		84.2	83.7		6.25	6.21		3.74	3.83		5	
23/3/2011	16:48	Cloudy	Middle	1.5	18.00	18.00	18.00	7.96	7.95	7.95	32.54	32.54	32.56	76.6	76.4	76.4	5.97	5.95	5.95	4.58	3.76	3.85	8	7.00
	16:52		Middle	1.5	18.00	18.00		7.94	7.94		32.57	32.57		76.7	75.9		5.97	5.91		3.56	3.51		6	
25/3/2011	15:15	Cloudy	Middle	1.5	19.00	19.00	19.05	7.99	7.99	7.99	32.73	32.73	32.73	72.6	72.3	73.7	5.52	5.50	5.66	4.07	3.72	3.71	3	4.00
	15:18		Middle	1.5	19.10	19.10		7.98	7.98		32.73	32.73		75.1	74.6		5.88	5.74		3.54	3.50		5	

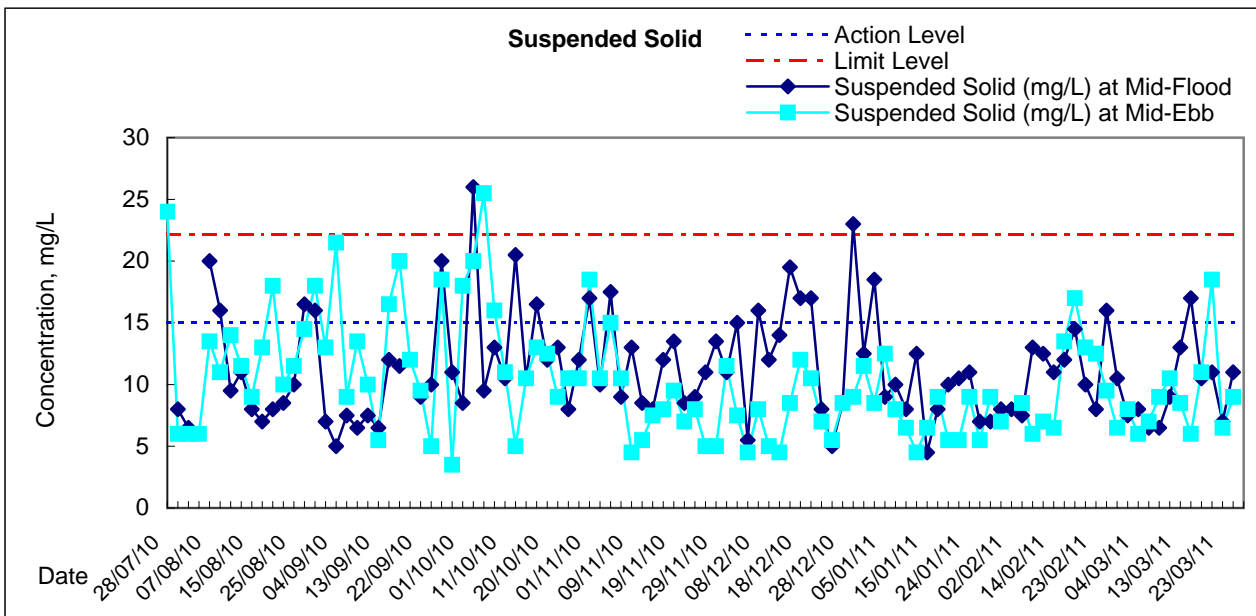
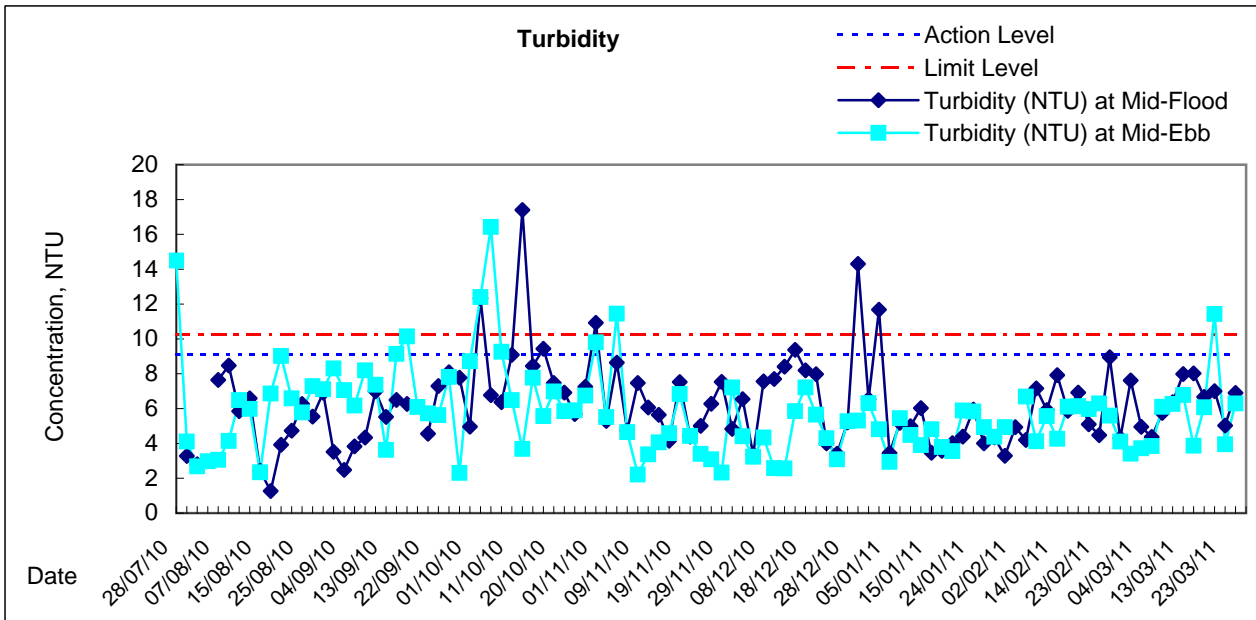
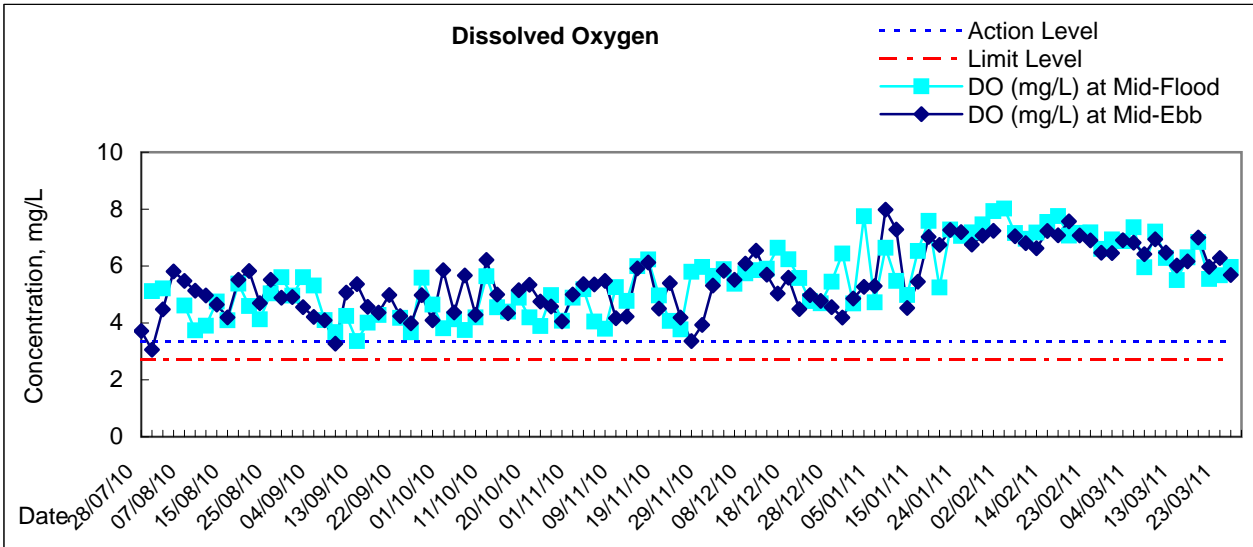


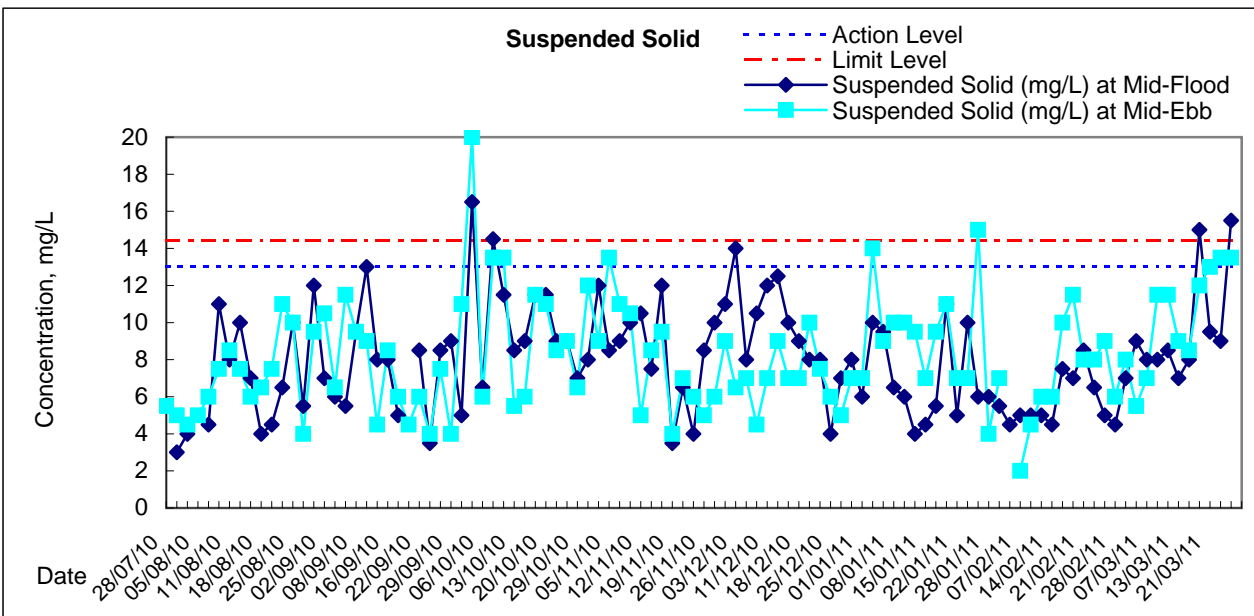
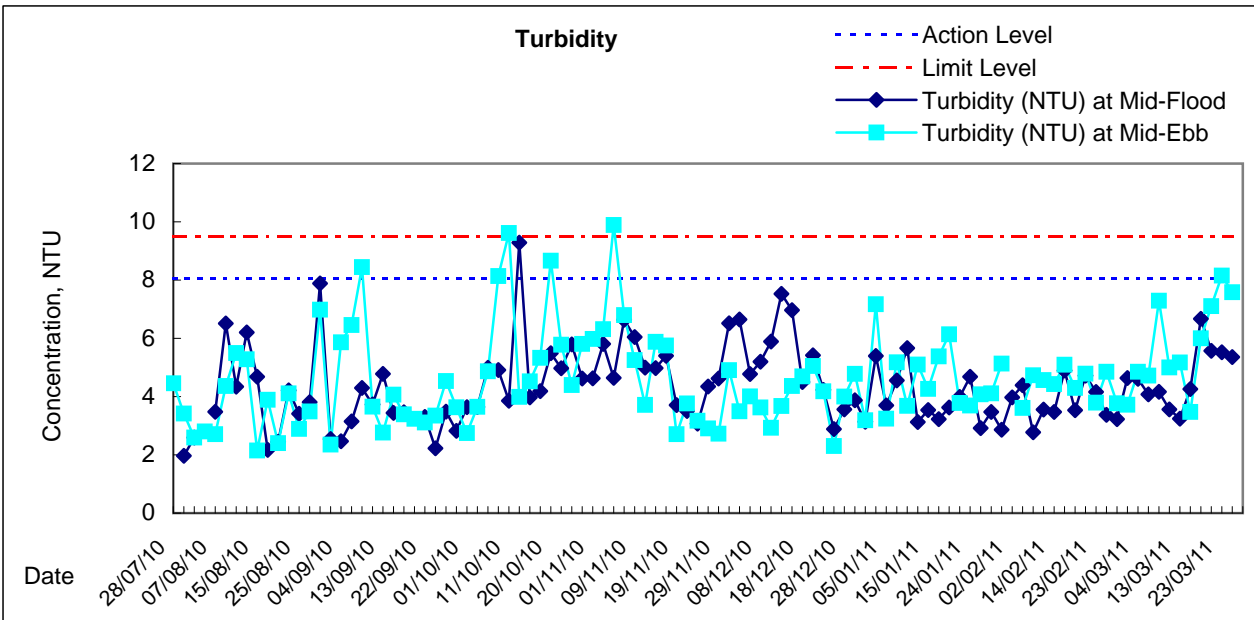
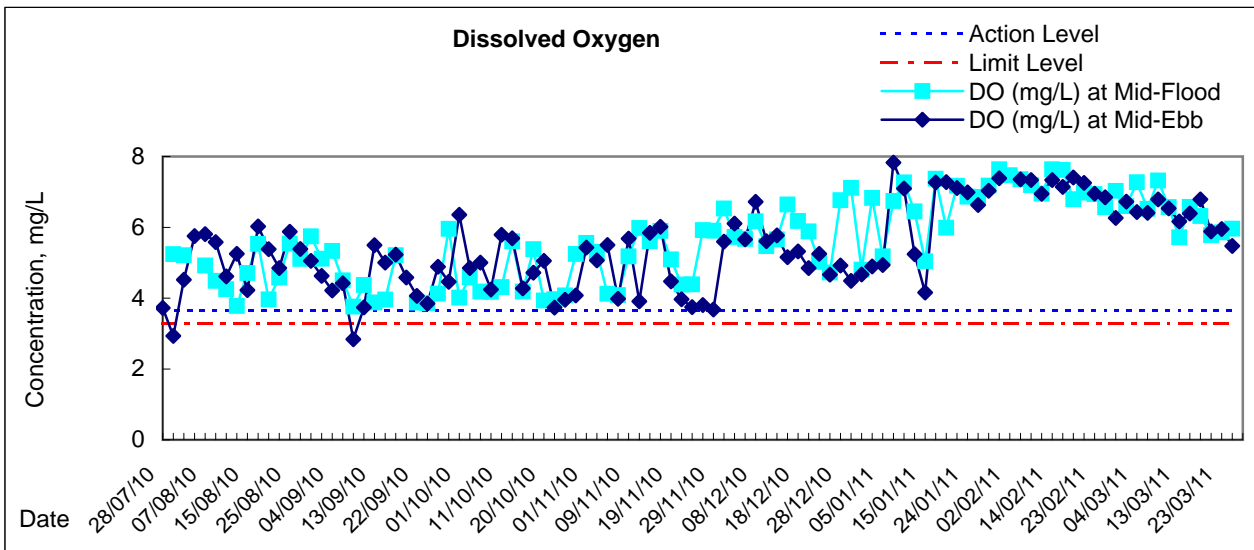


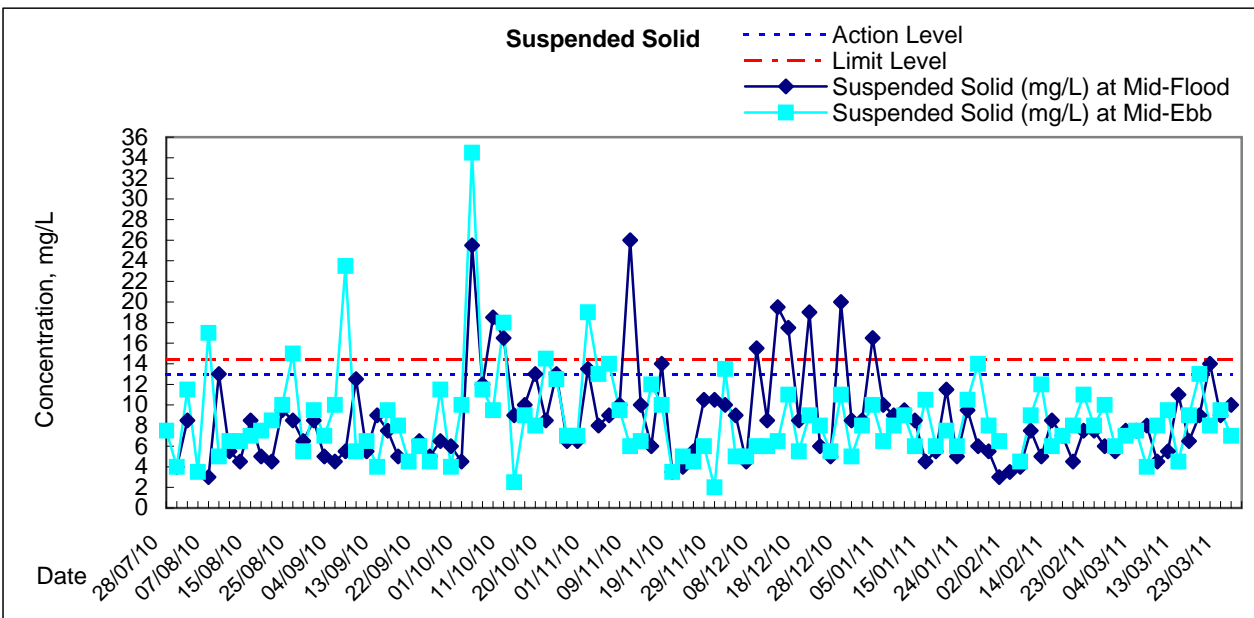
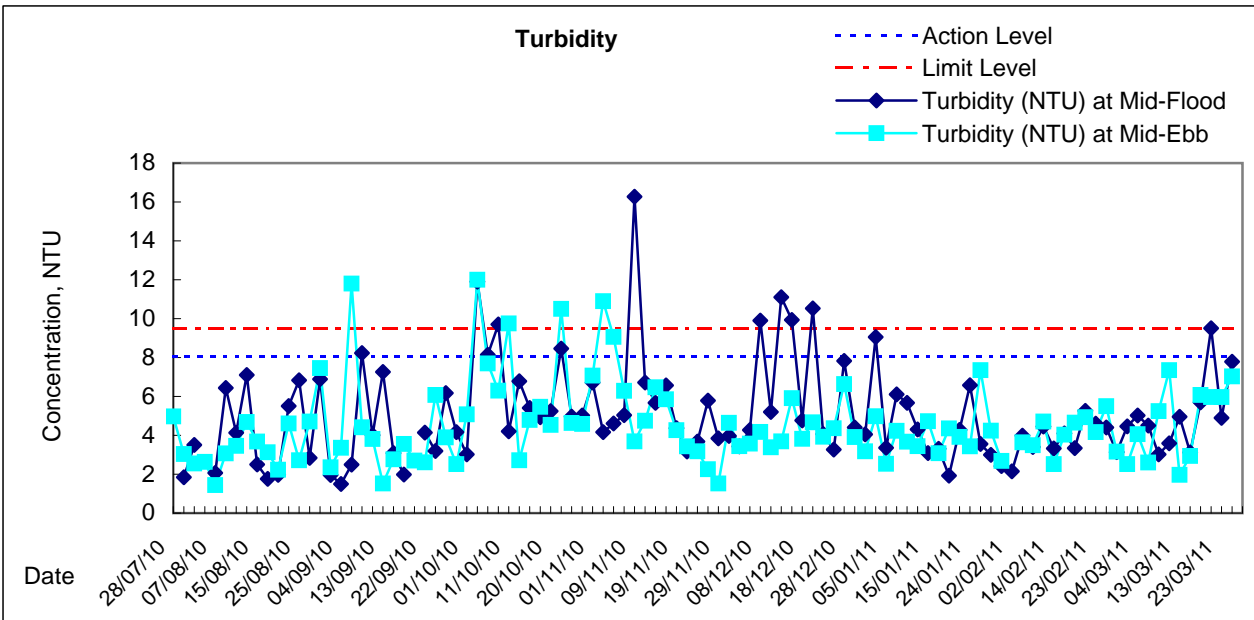
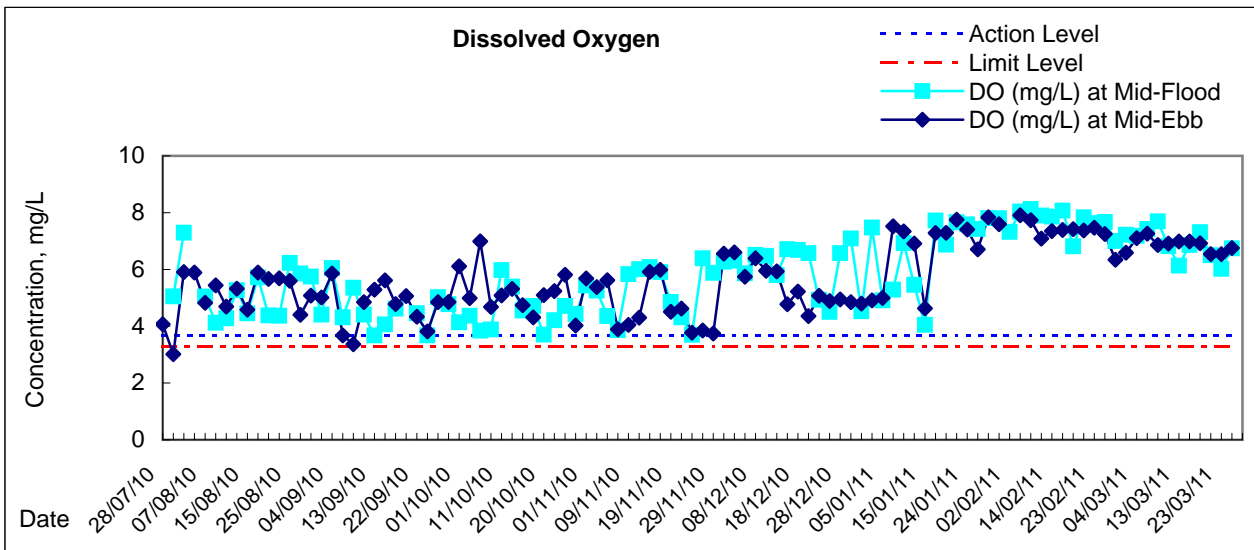


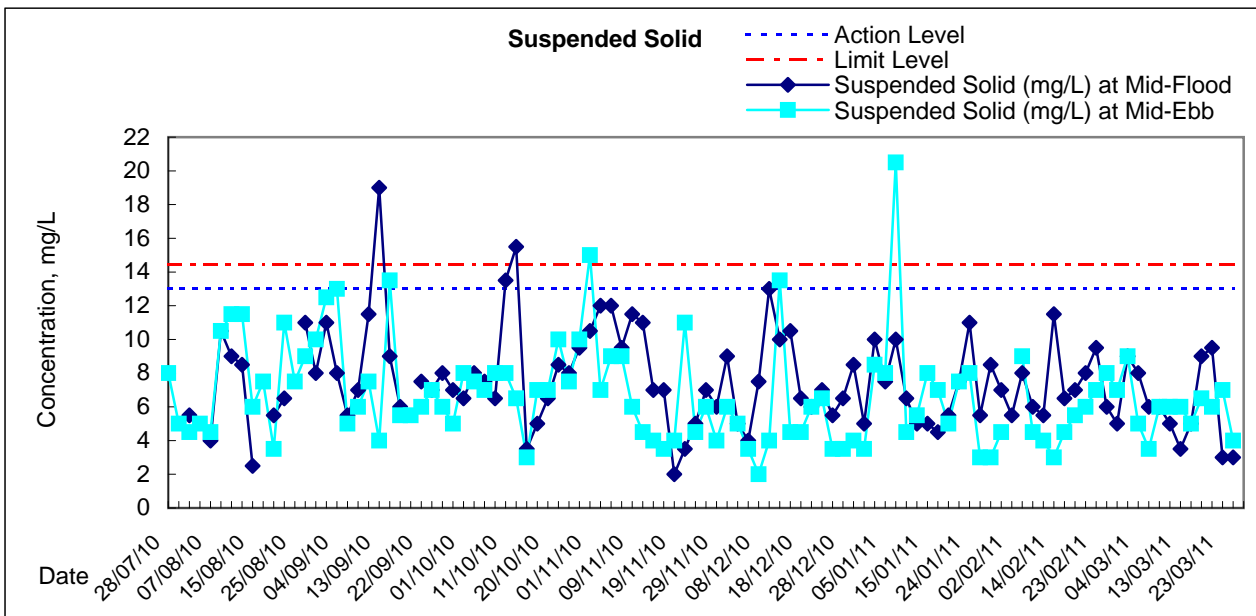
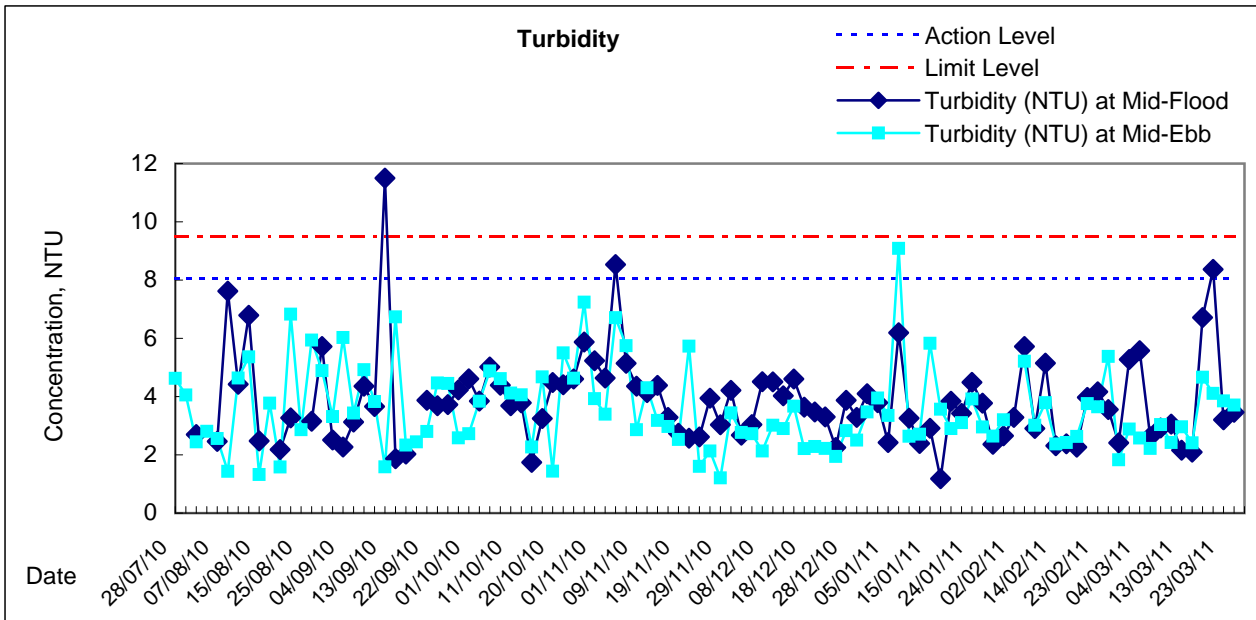
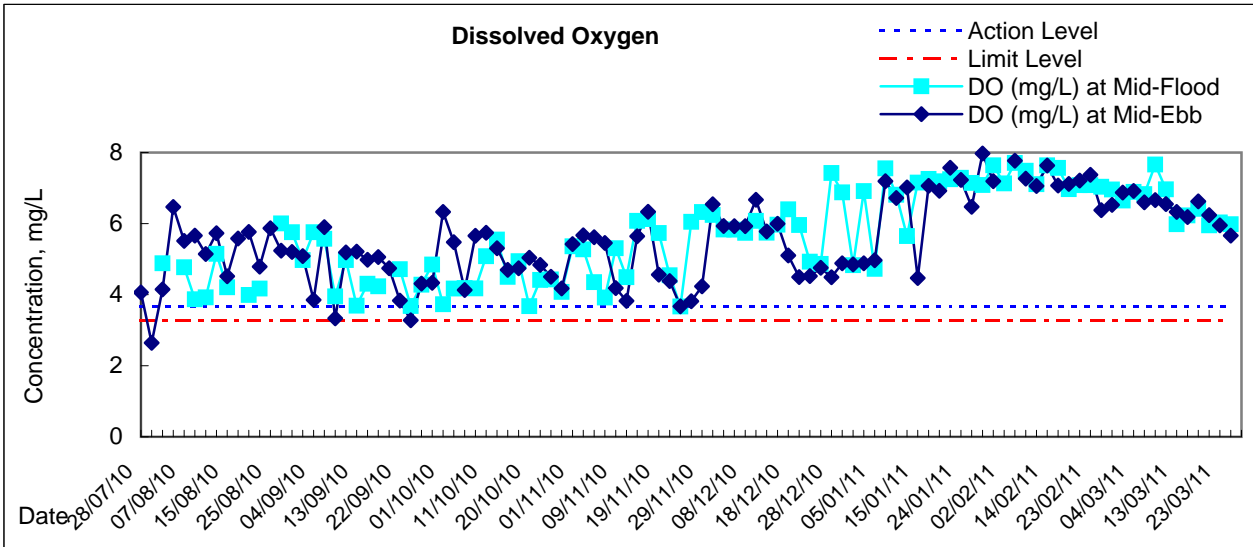


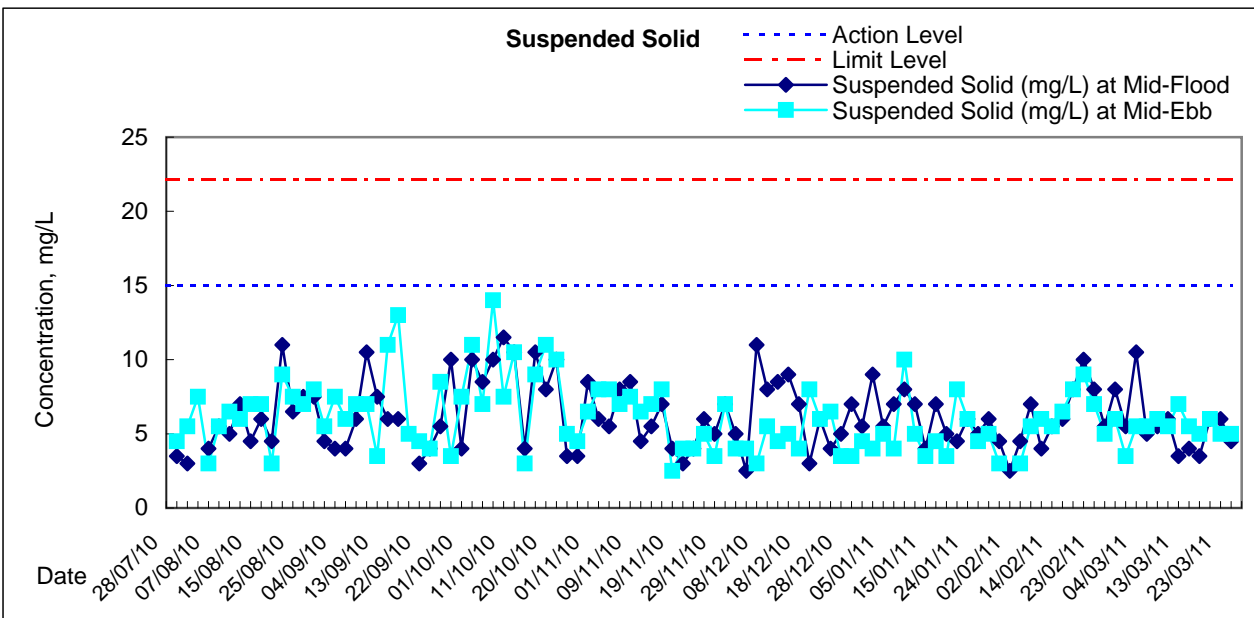
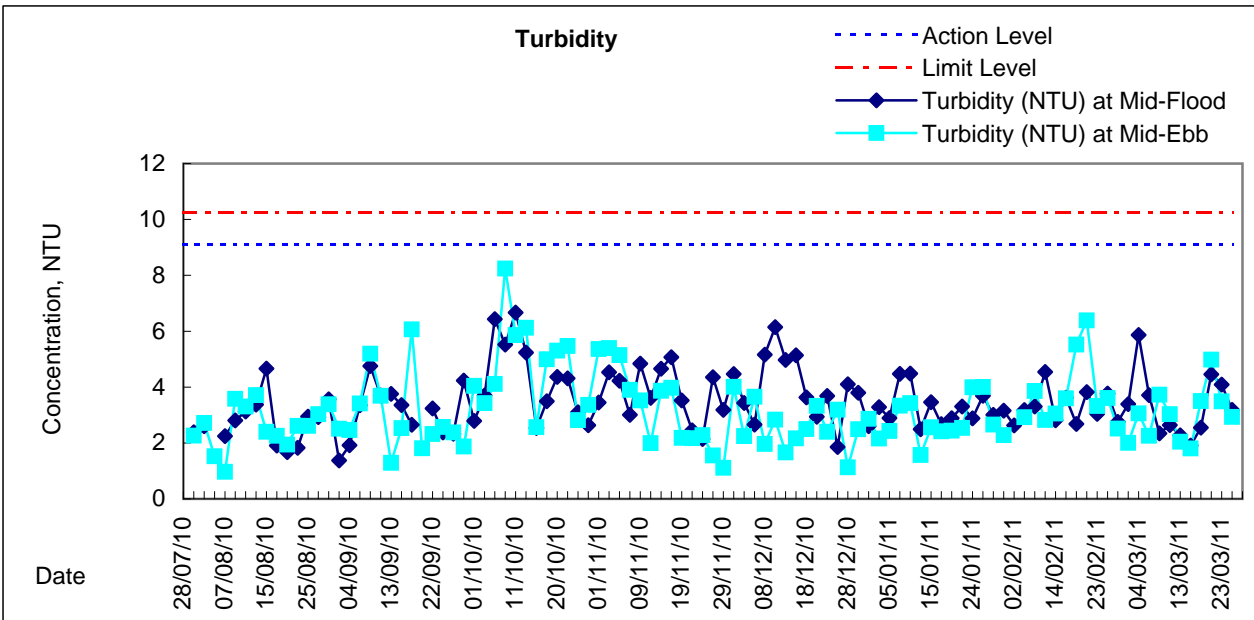
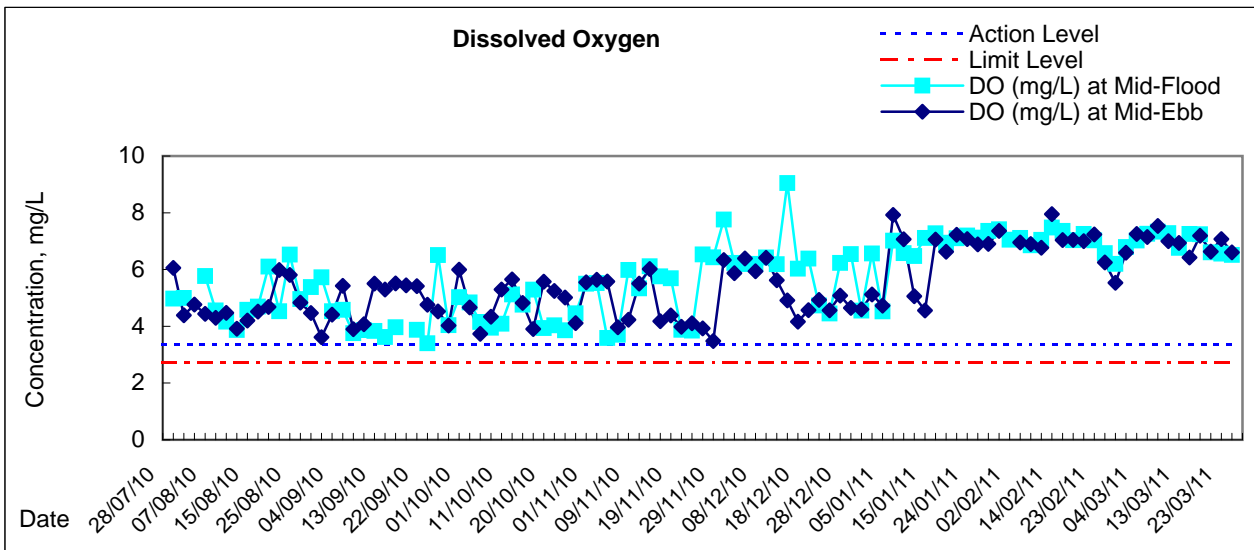


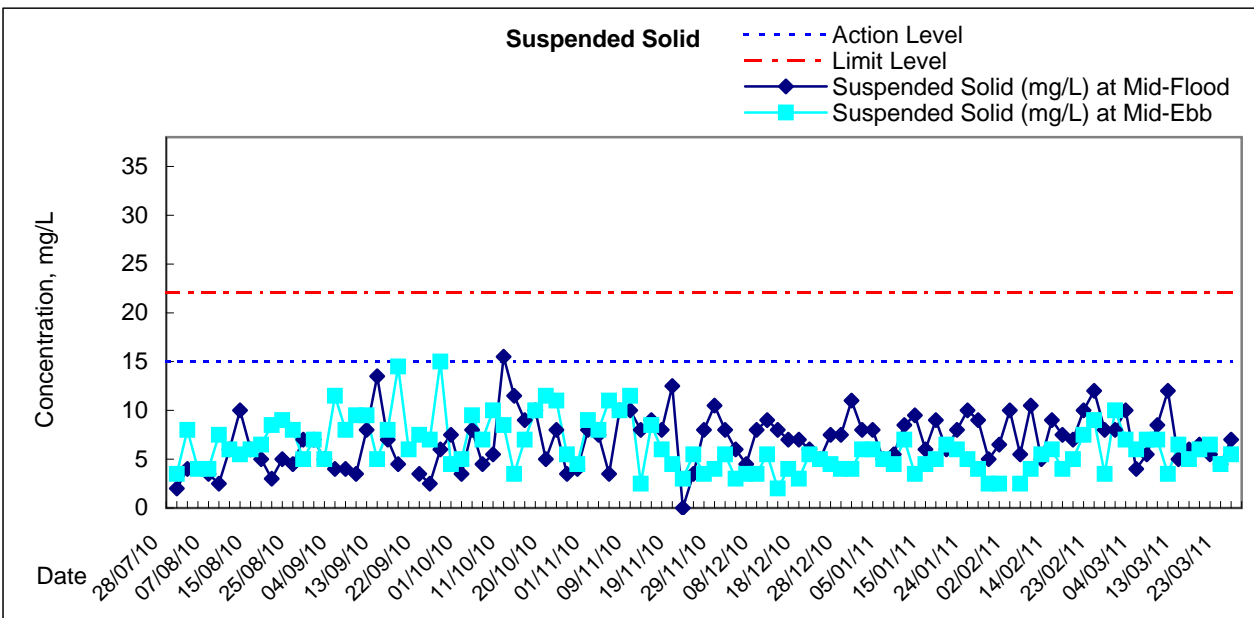
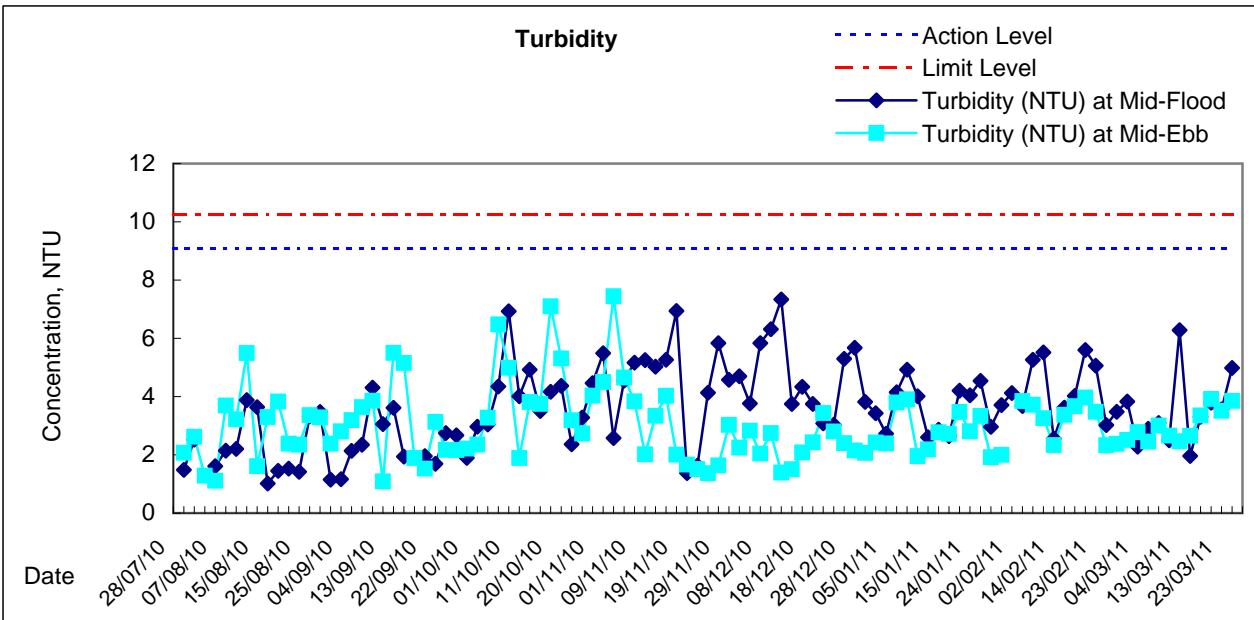
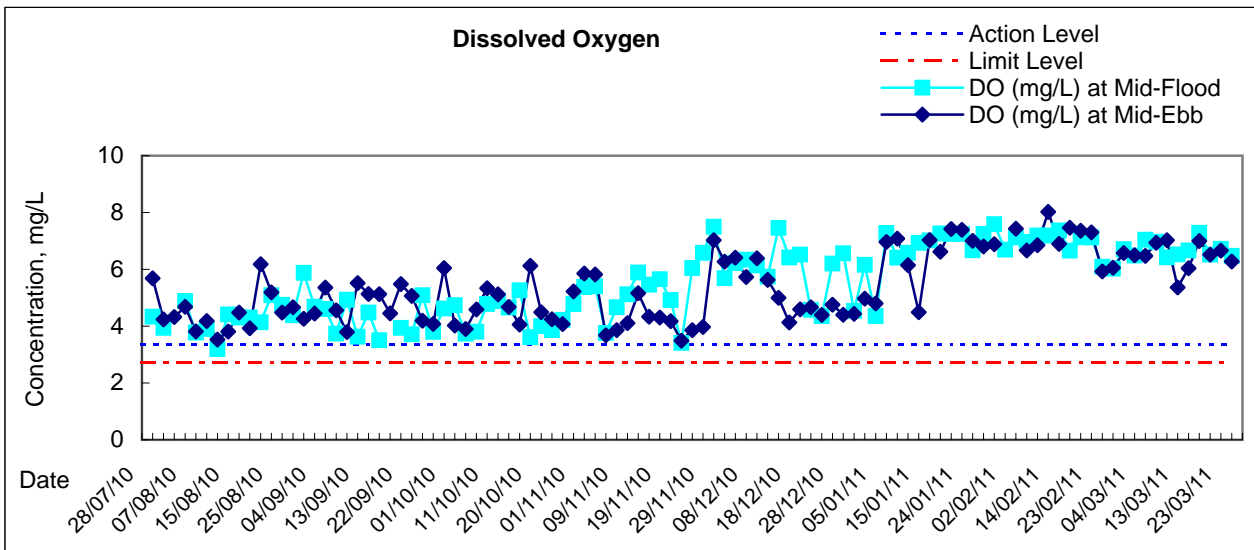






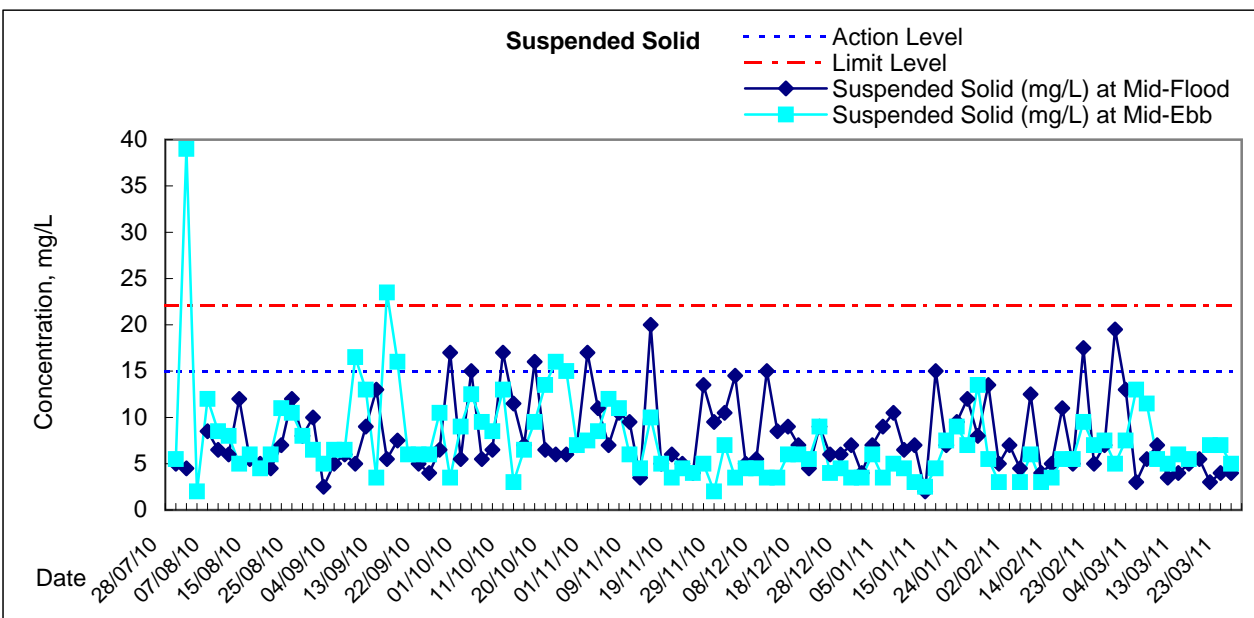
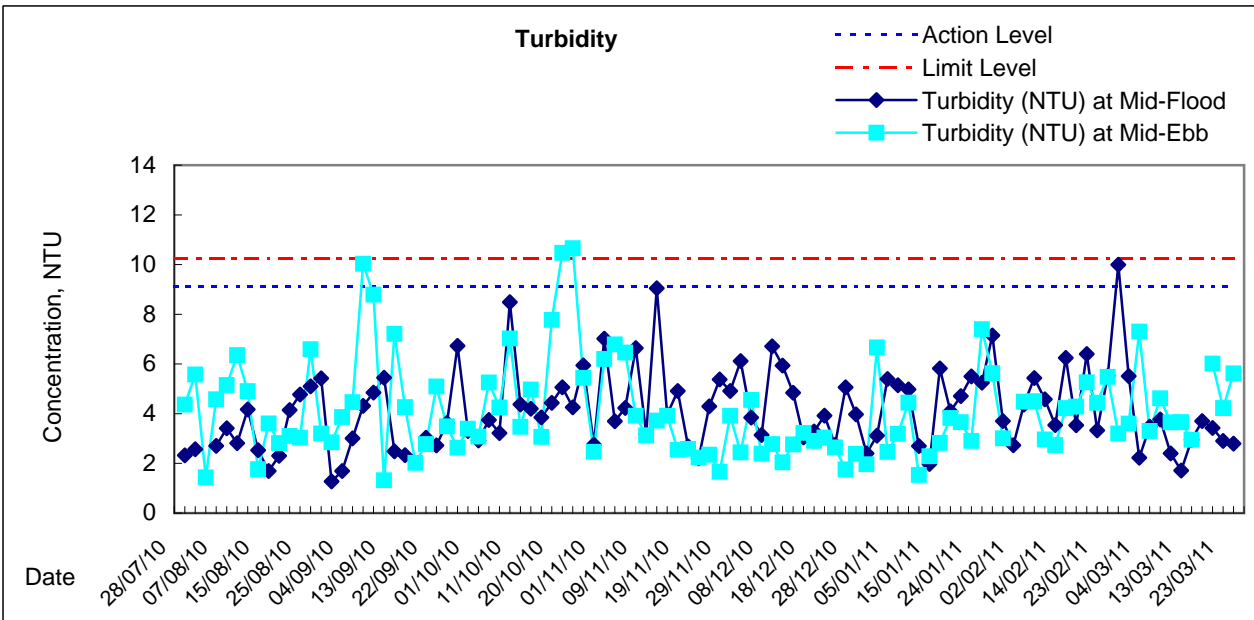
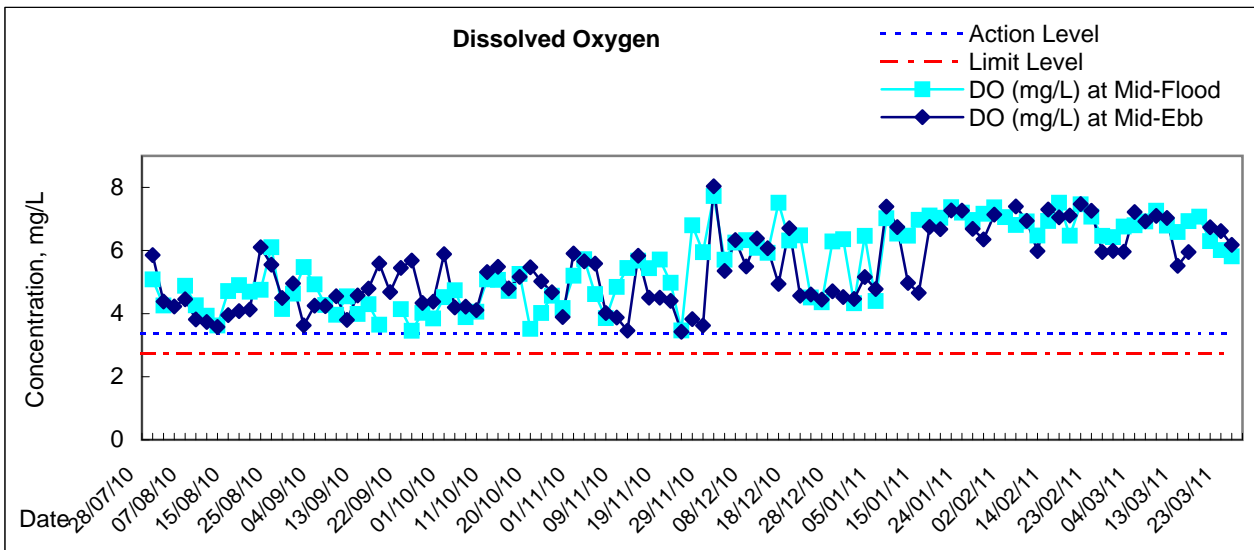






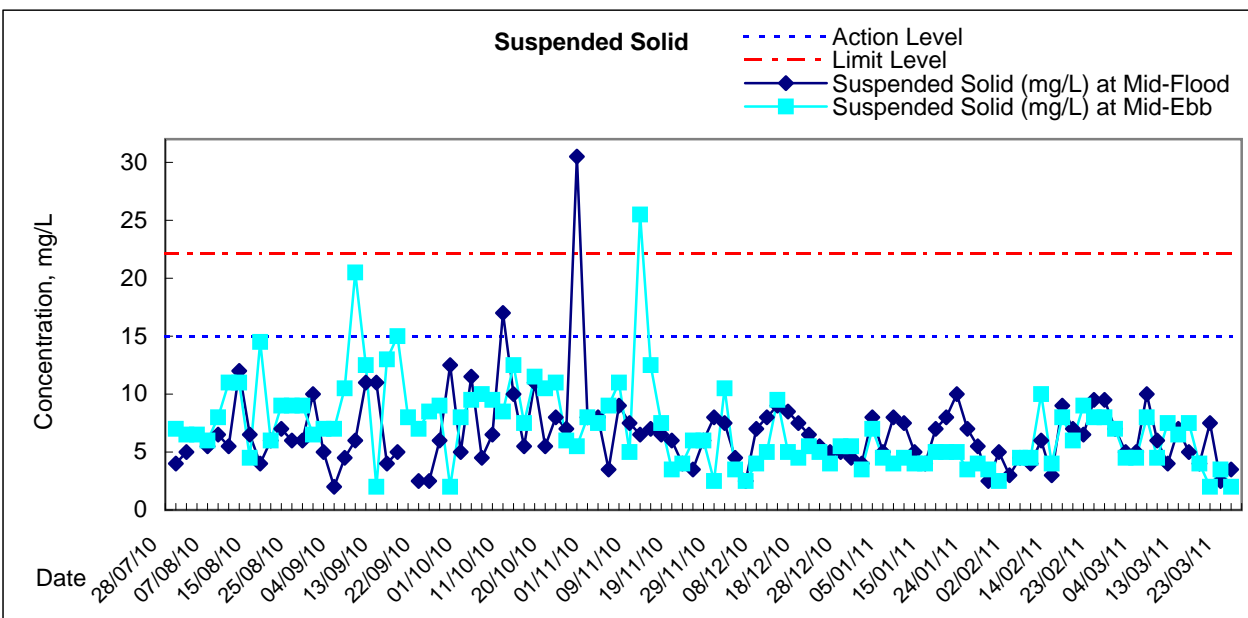
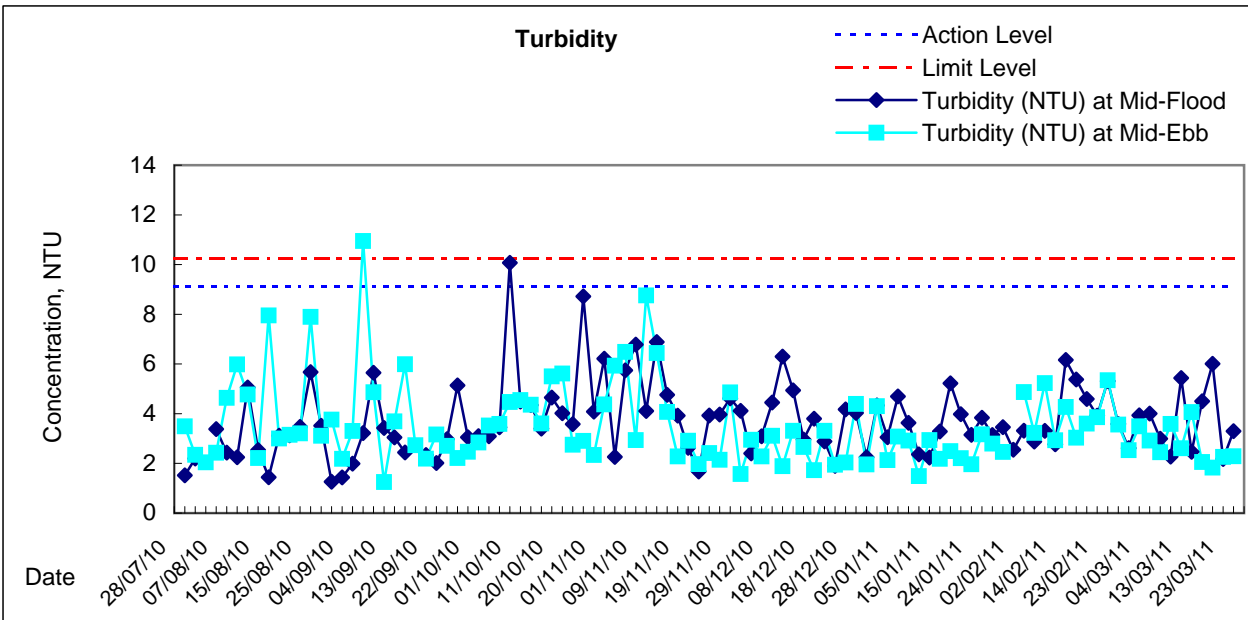
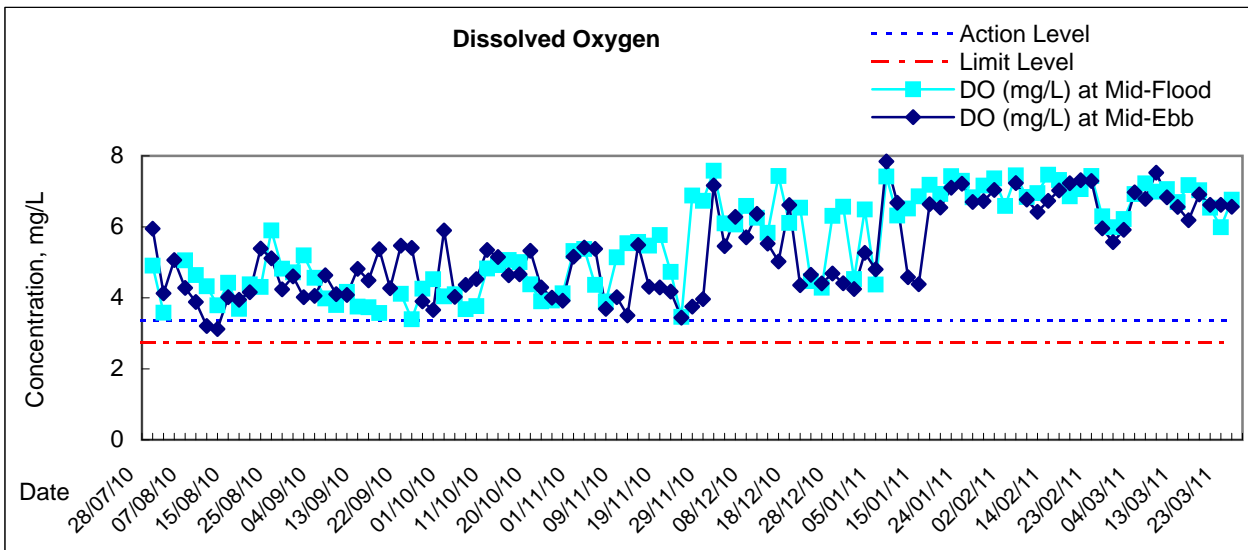


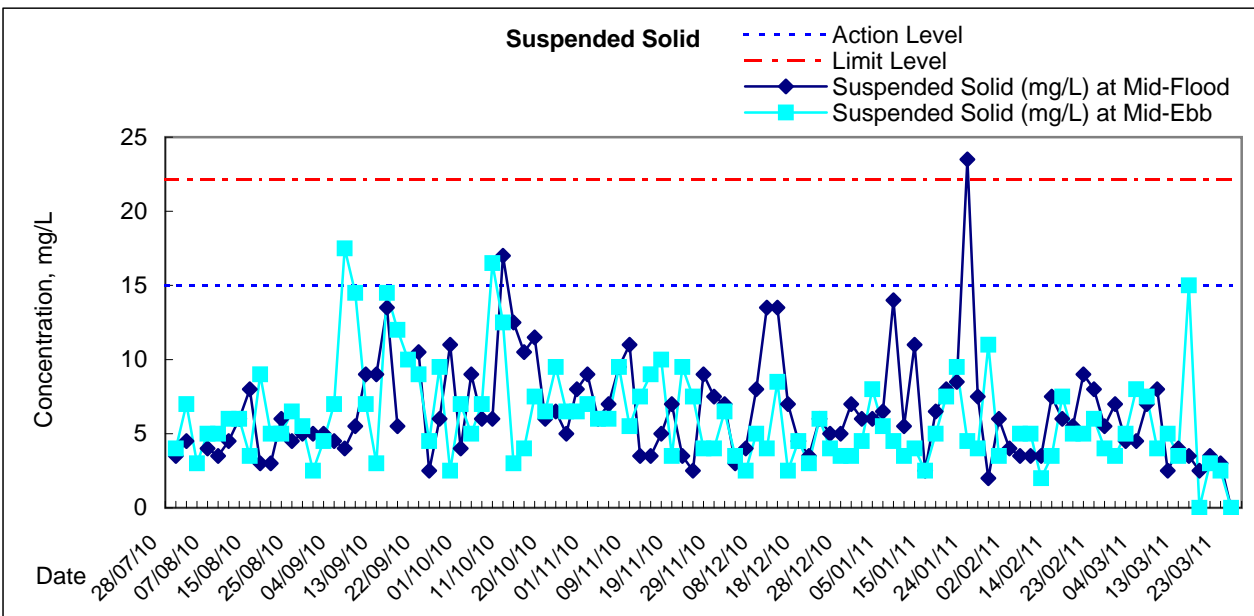
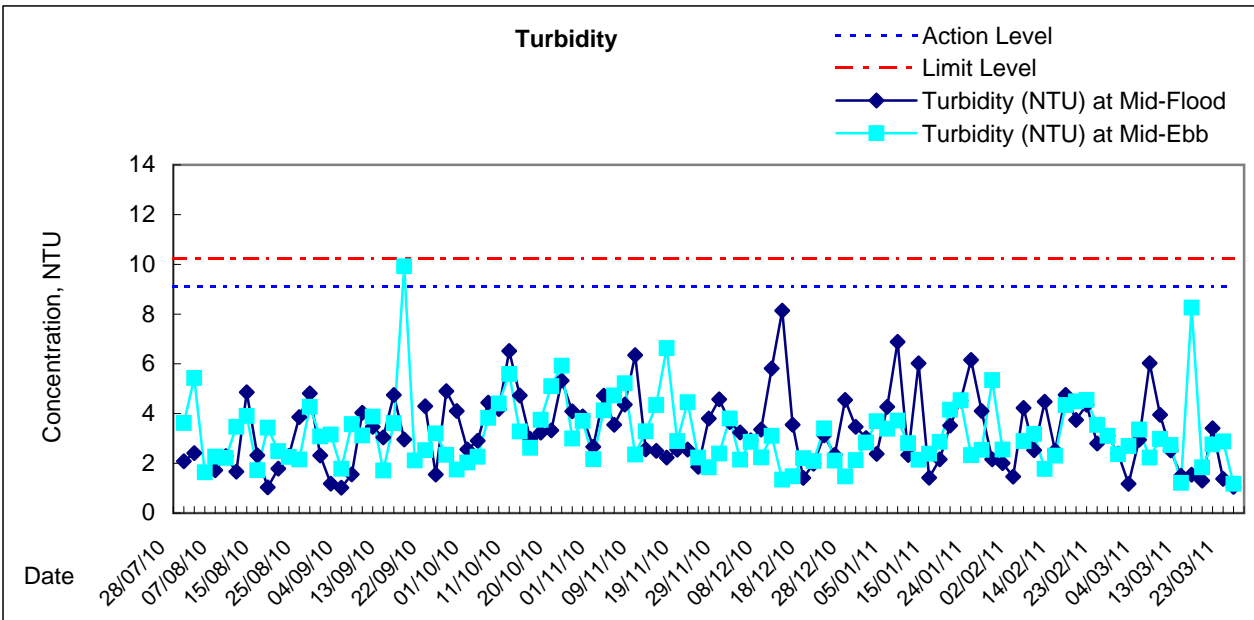
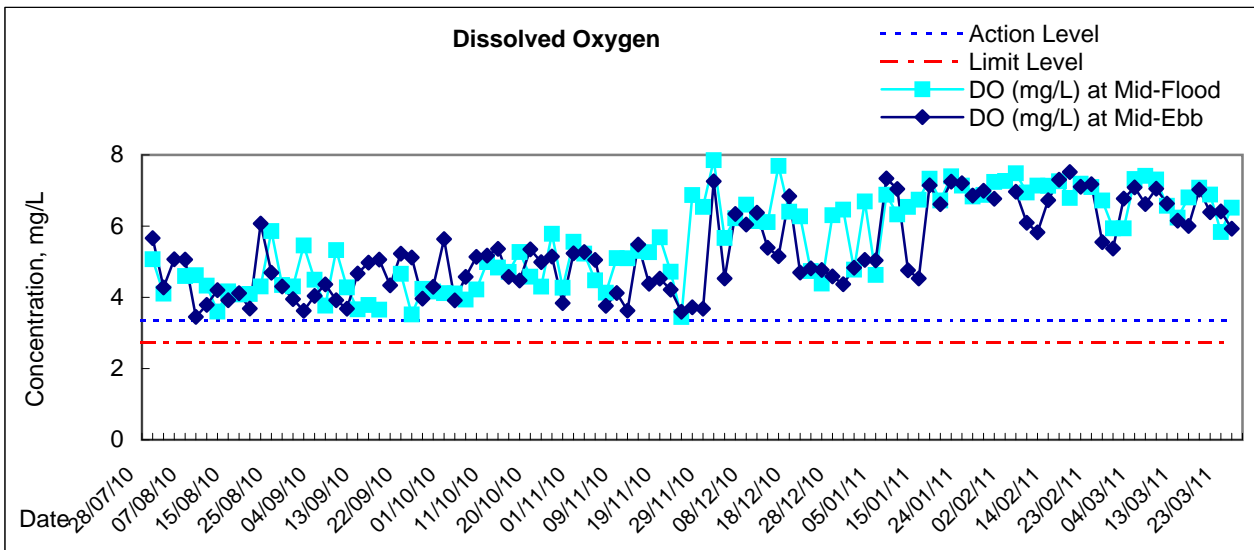
Graphic Presentation of Water Quality Result of C3 - WCT and GEC

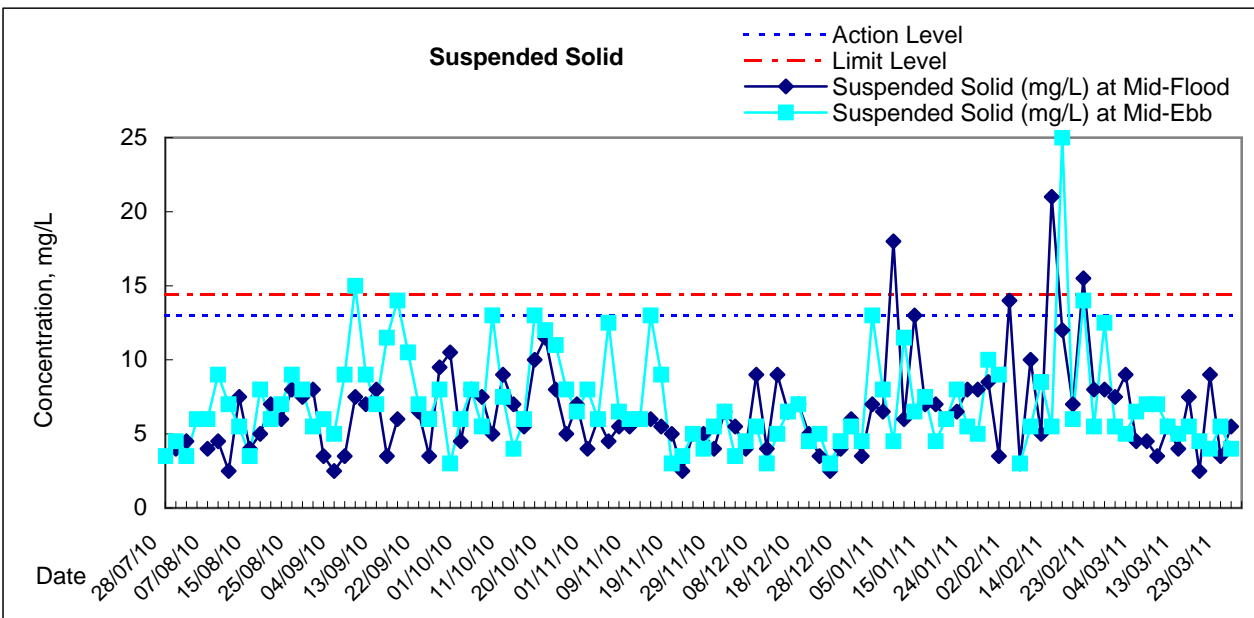
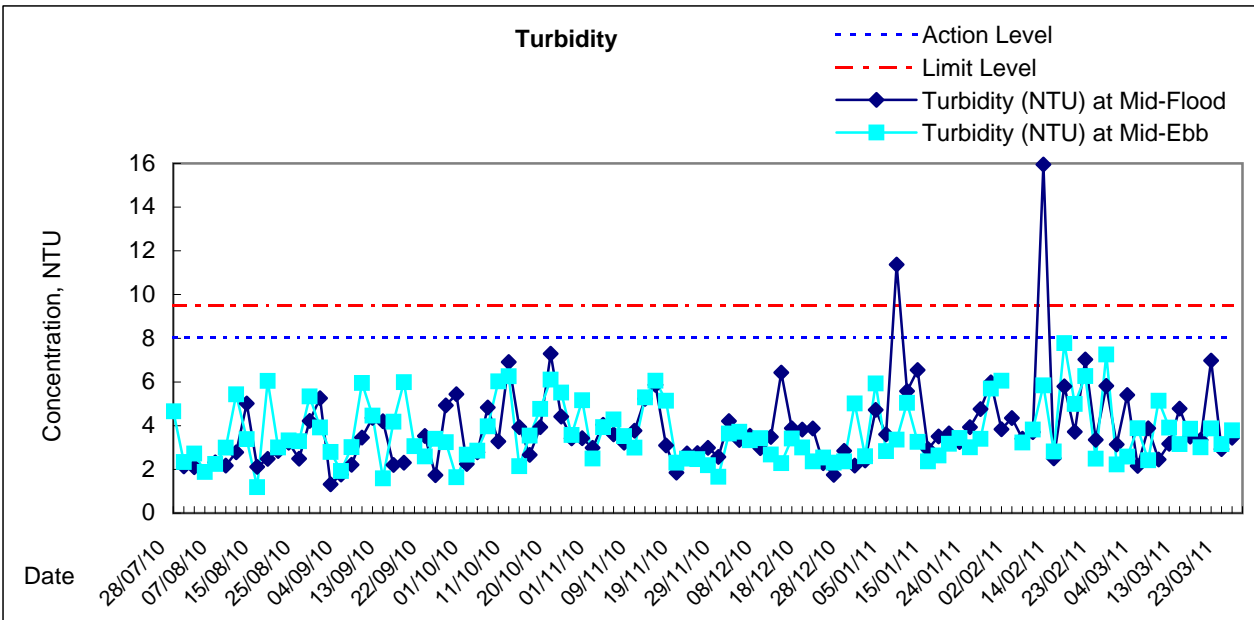
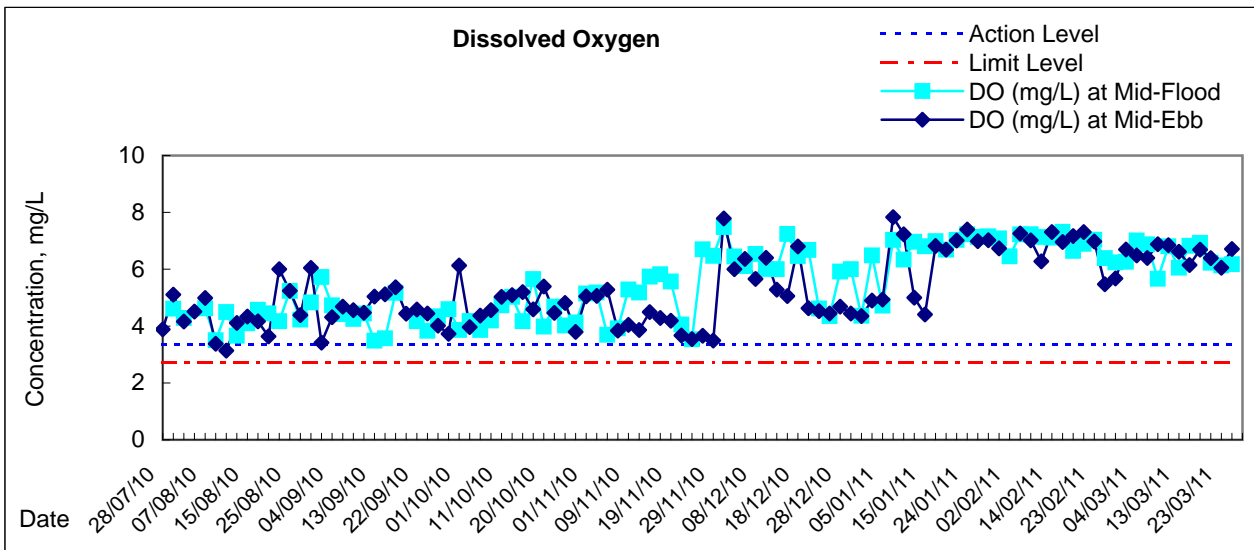


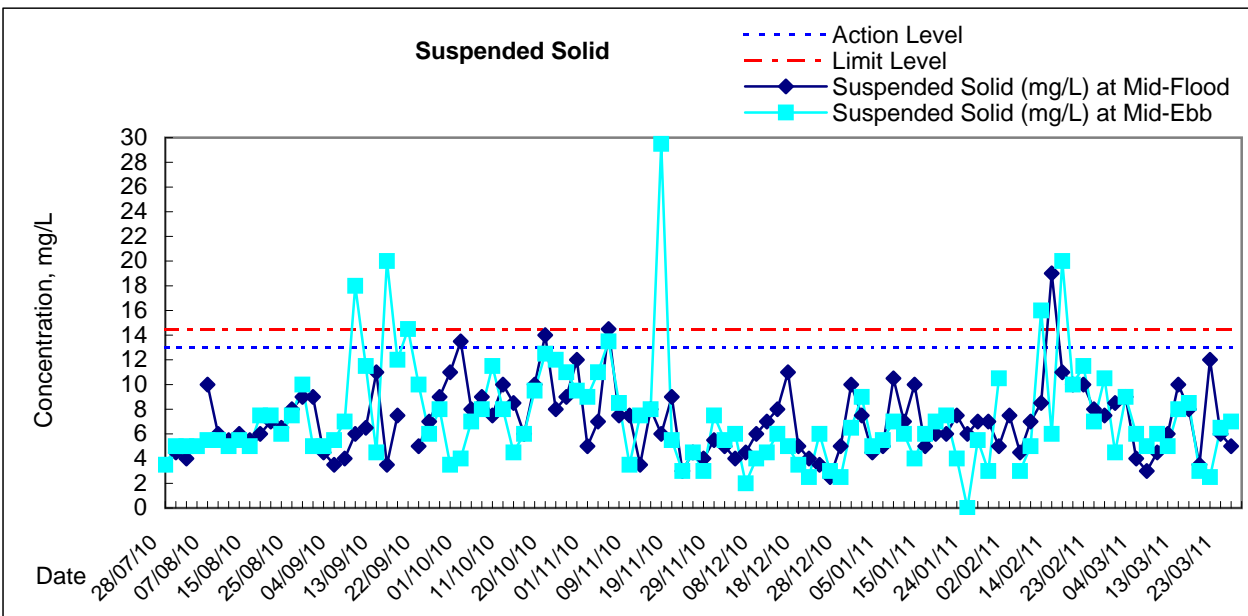
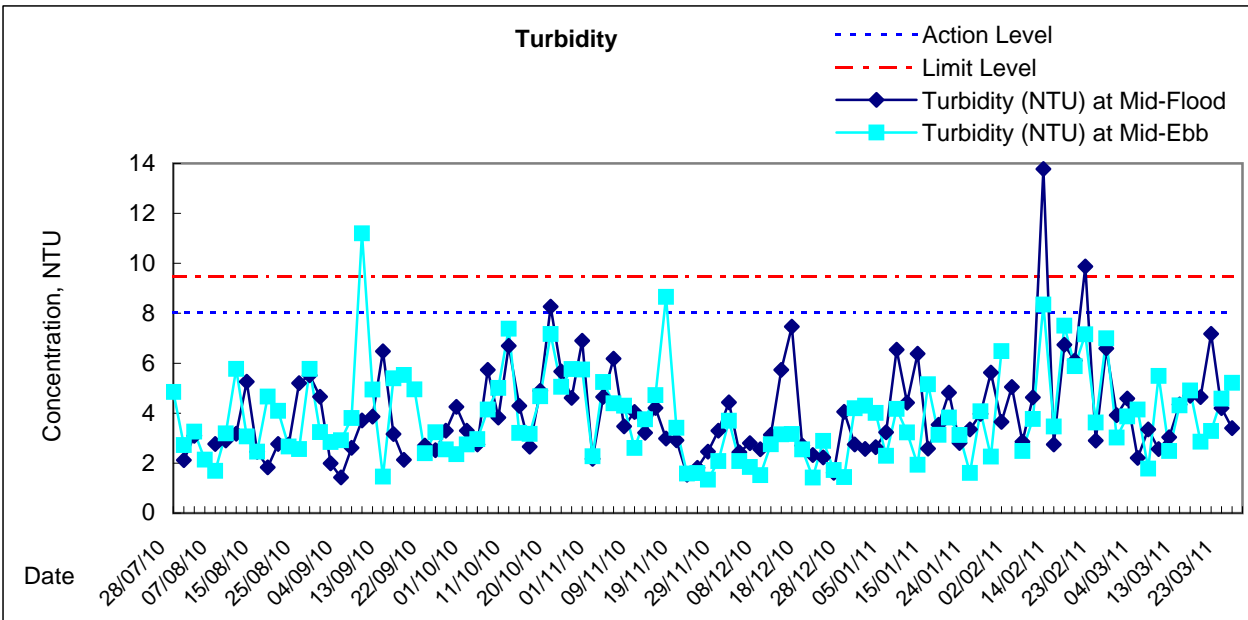
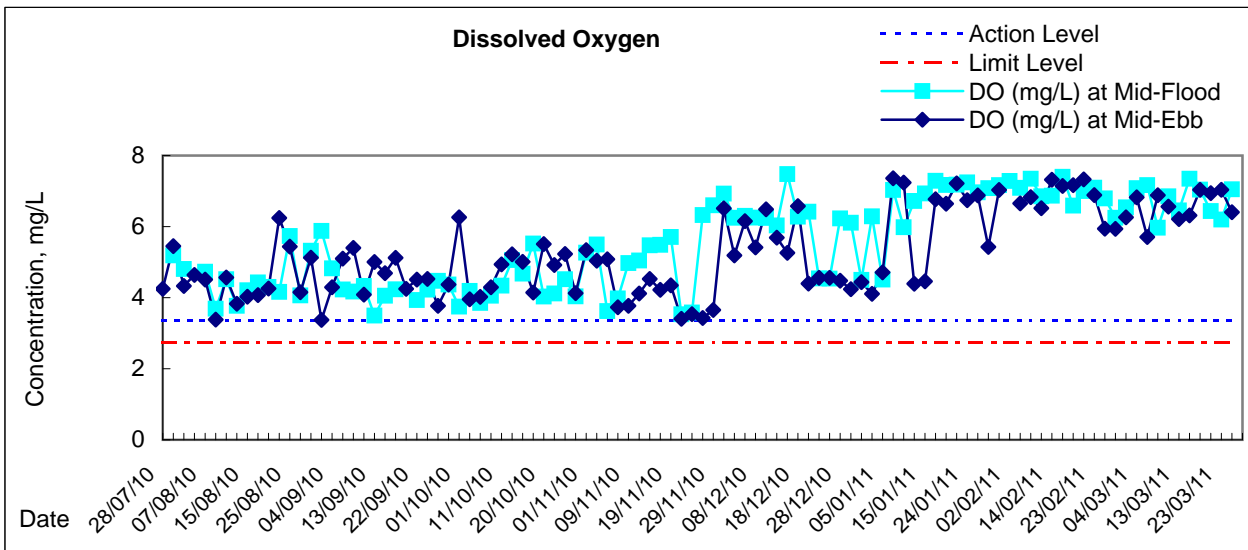


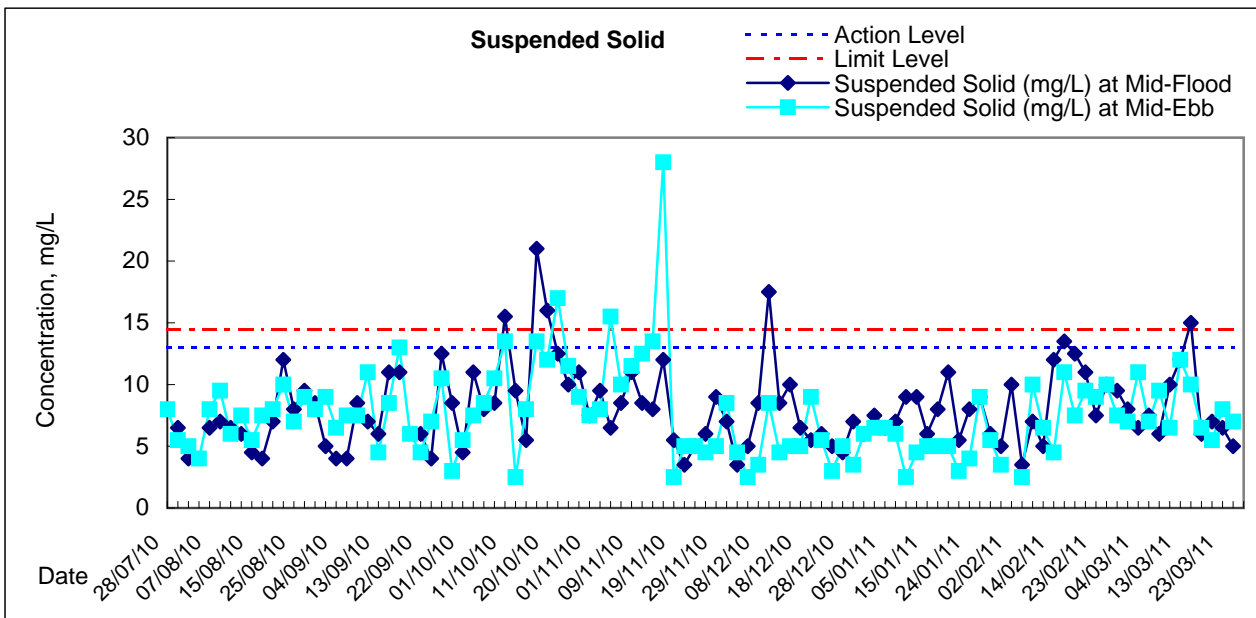
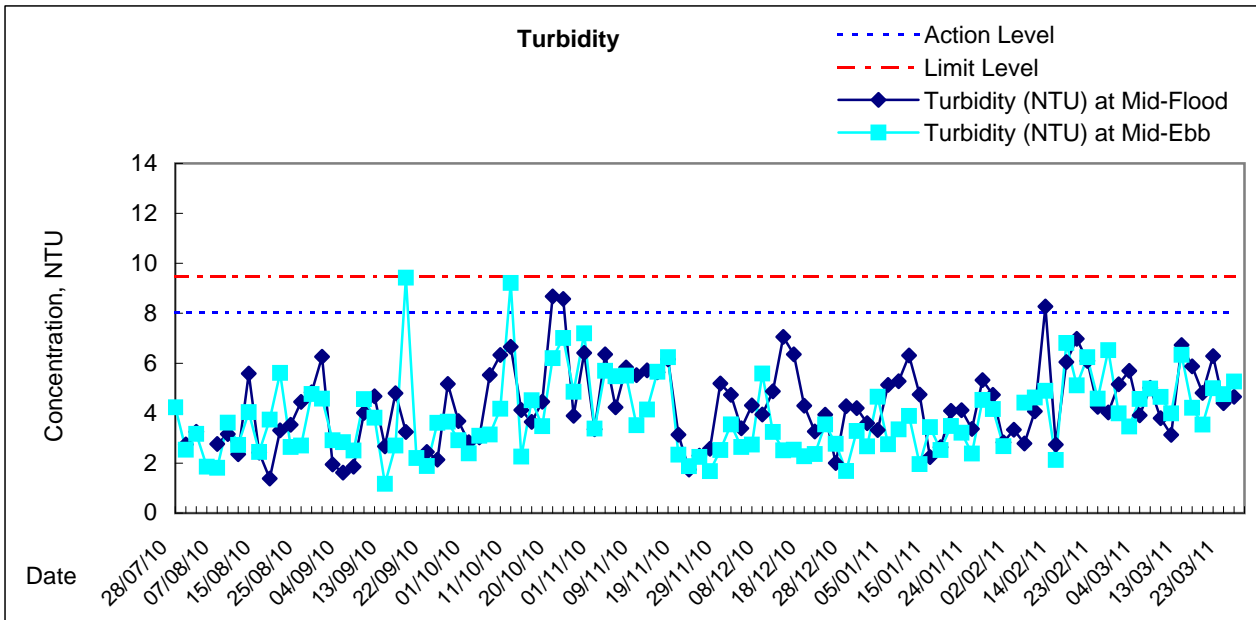
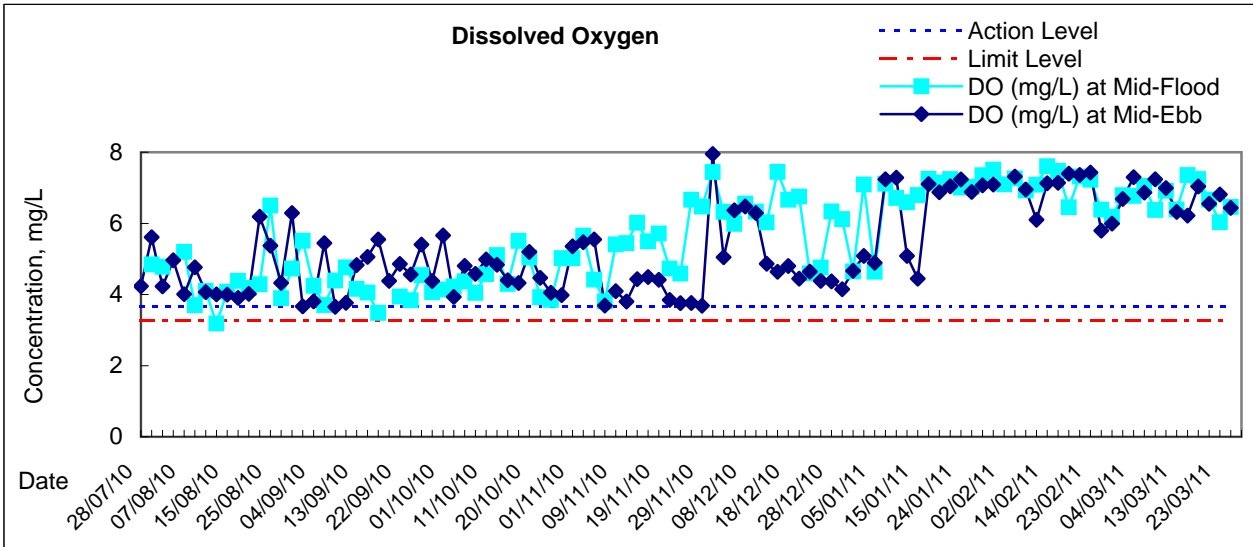
Graphic Presentation of Water Quality Result of C4e - WCT and GEC (Eastern)





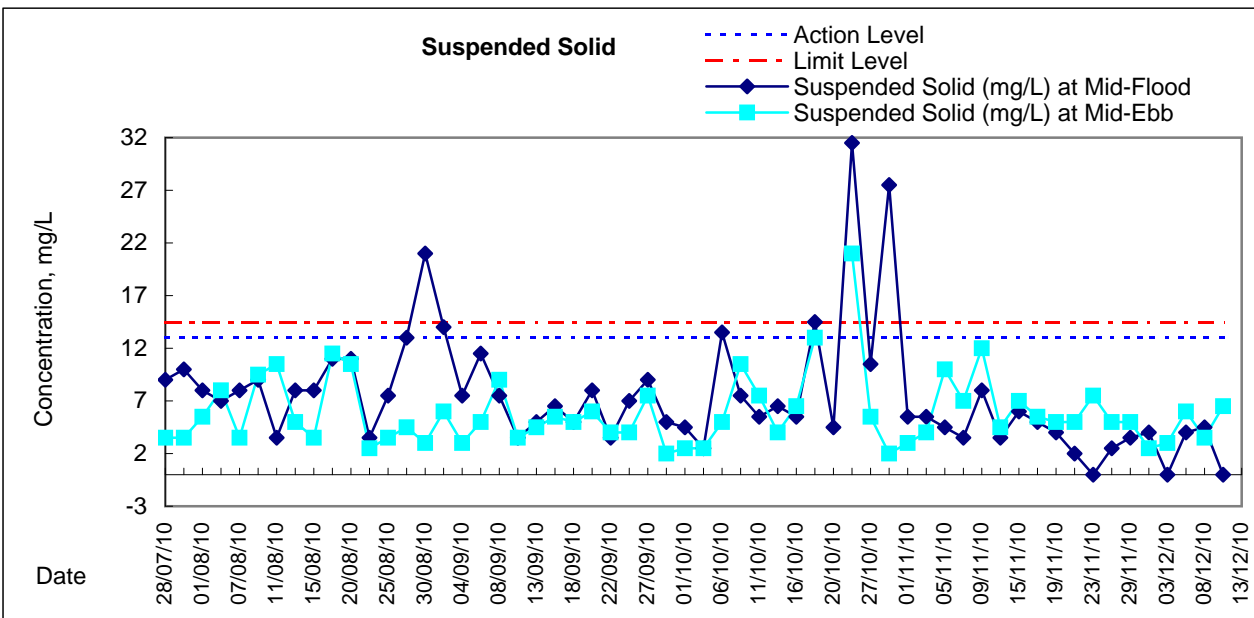
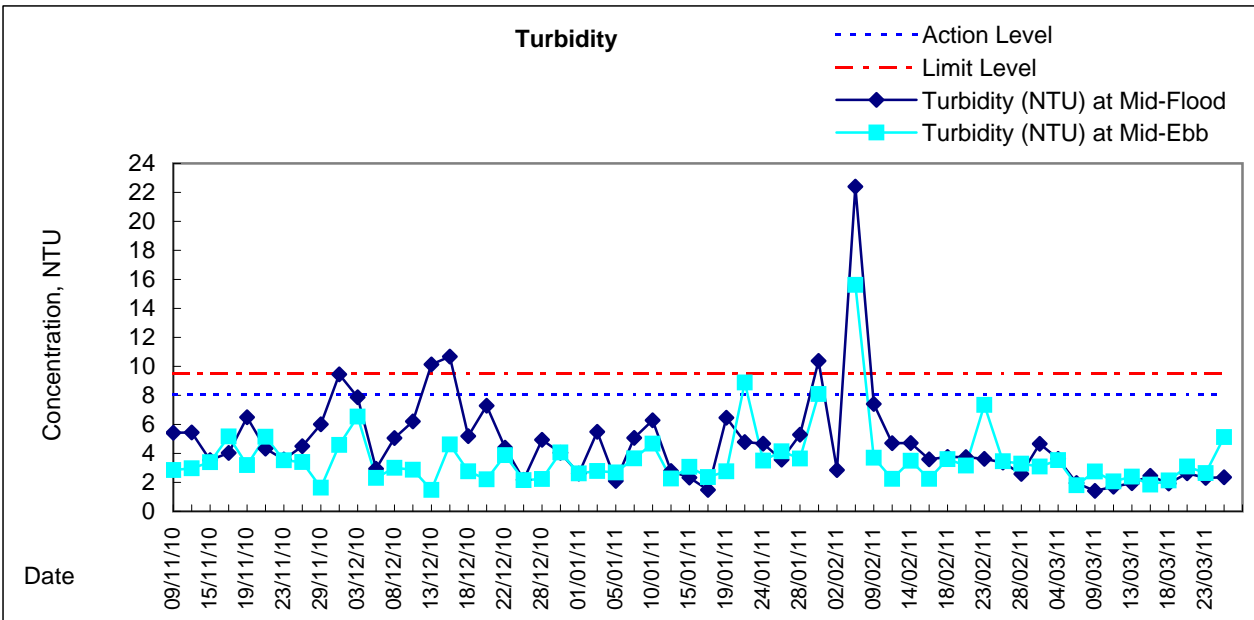
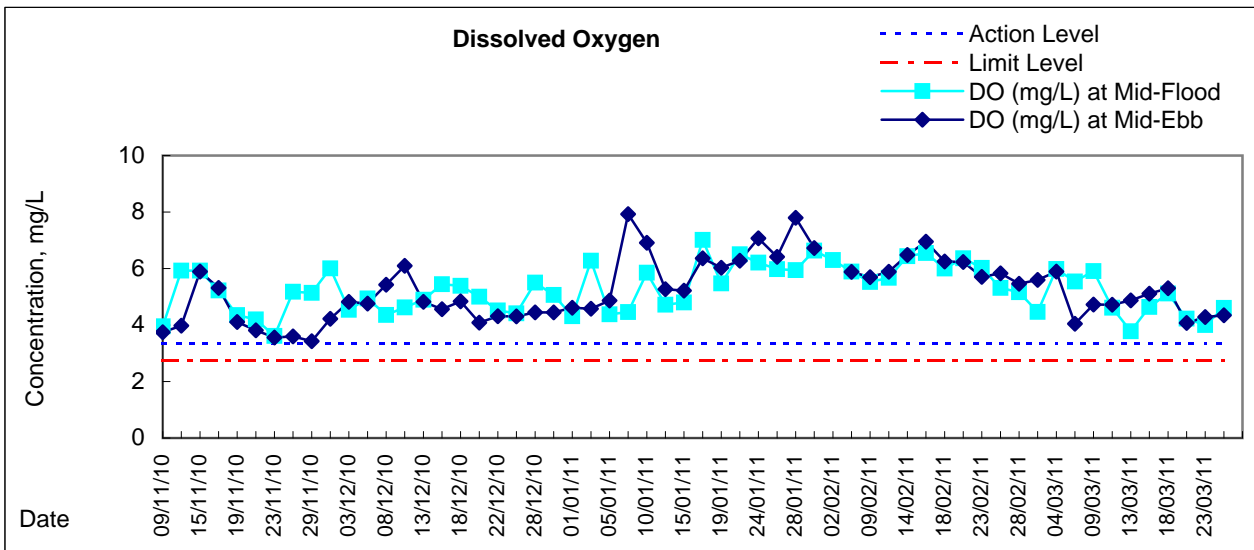








Graphic Presentation of Water Quality Result of C6 - Excelsior Hotel

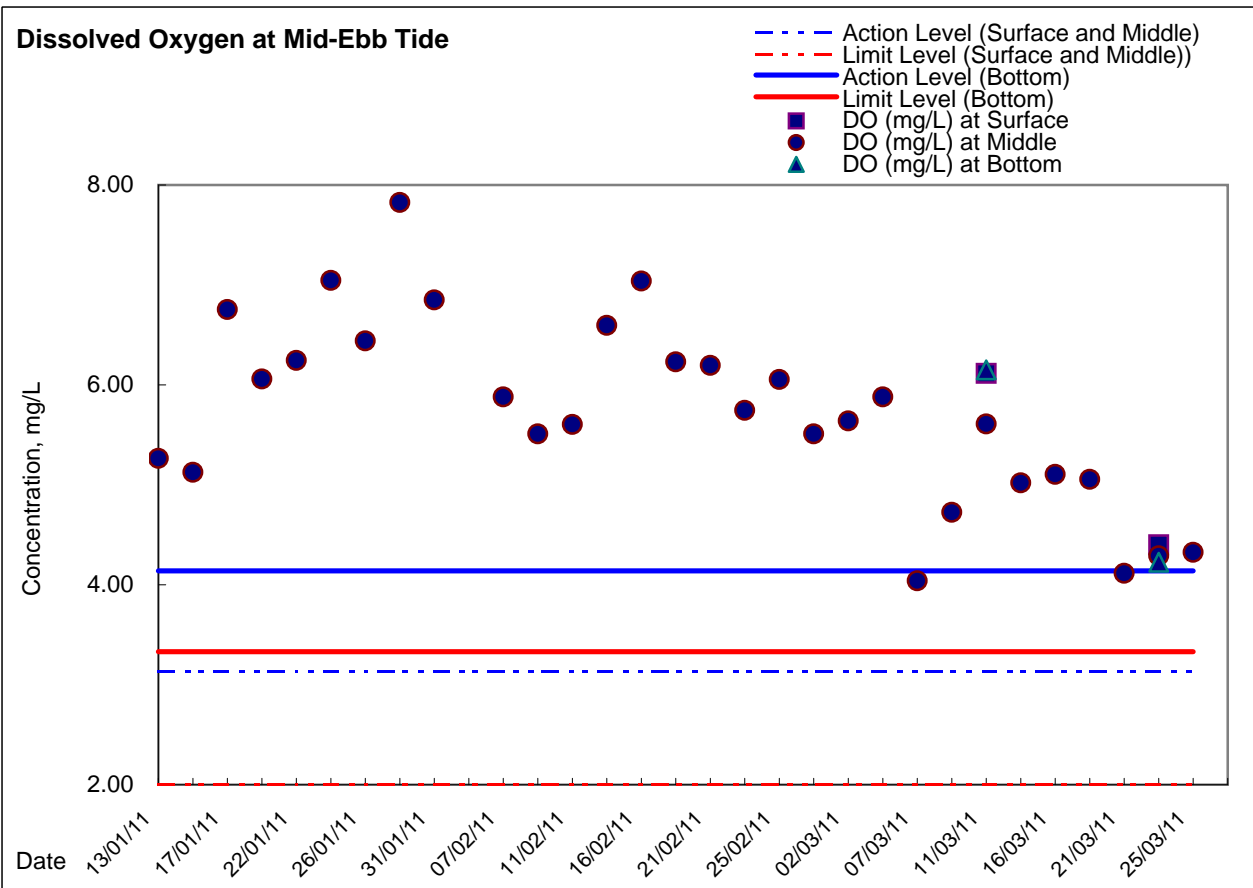
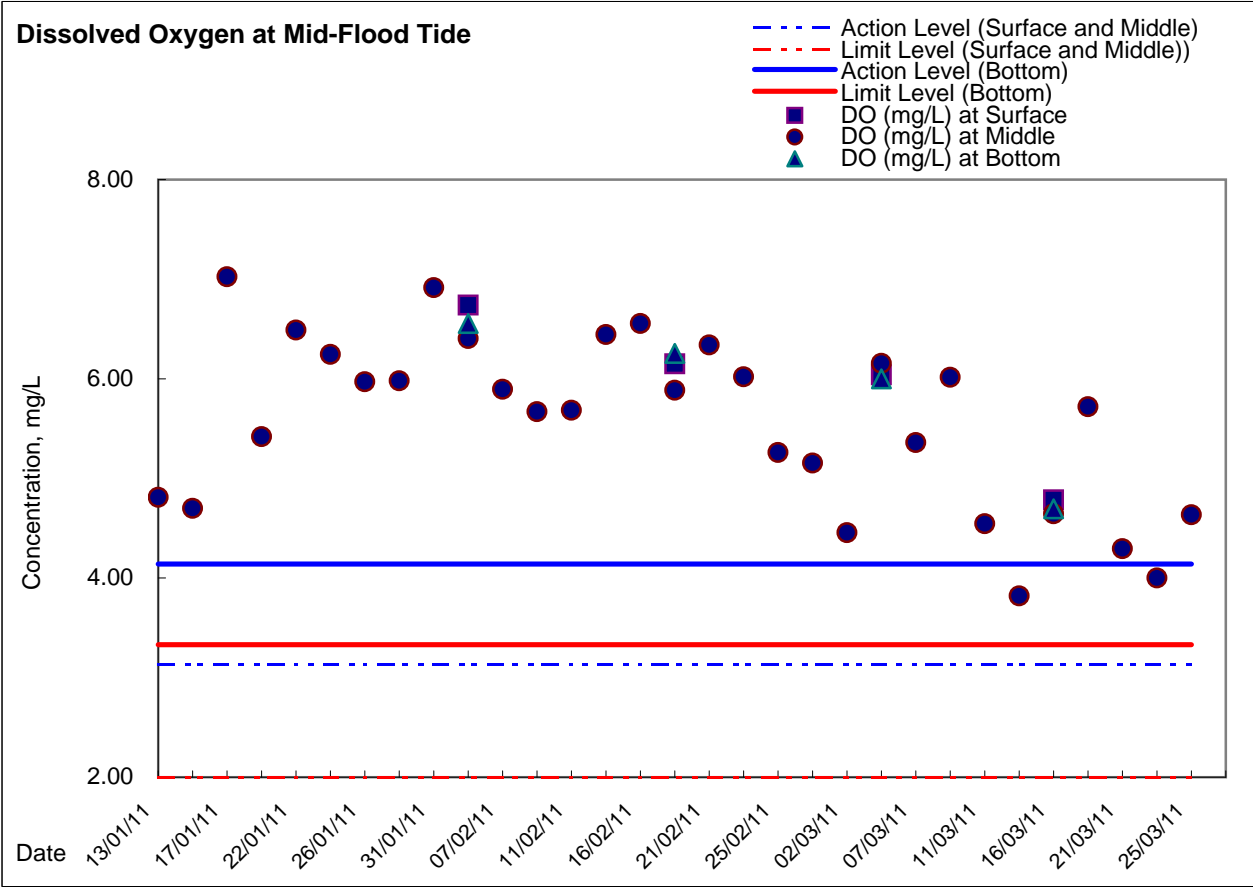




**Water Monitoring Result at Ex-WPCWA SW - South-western corners of ex-Public Cargo Works Area
Mid-Flood Tide**

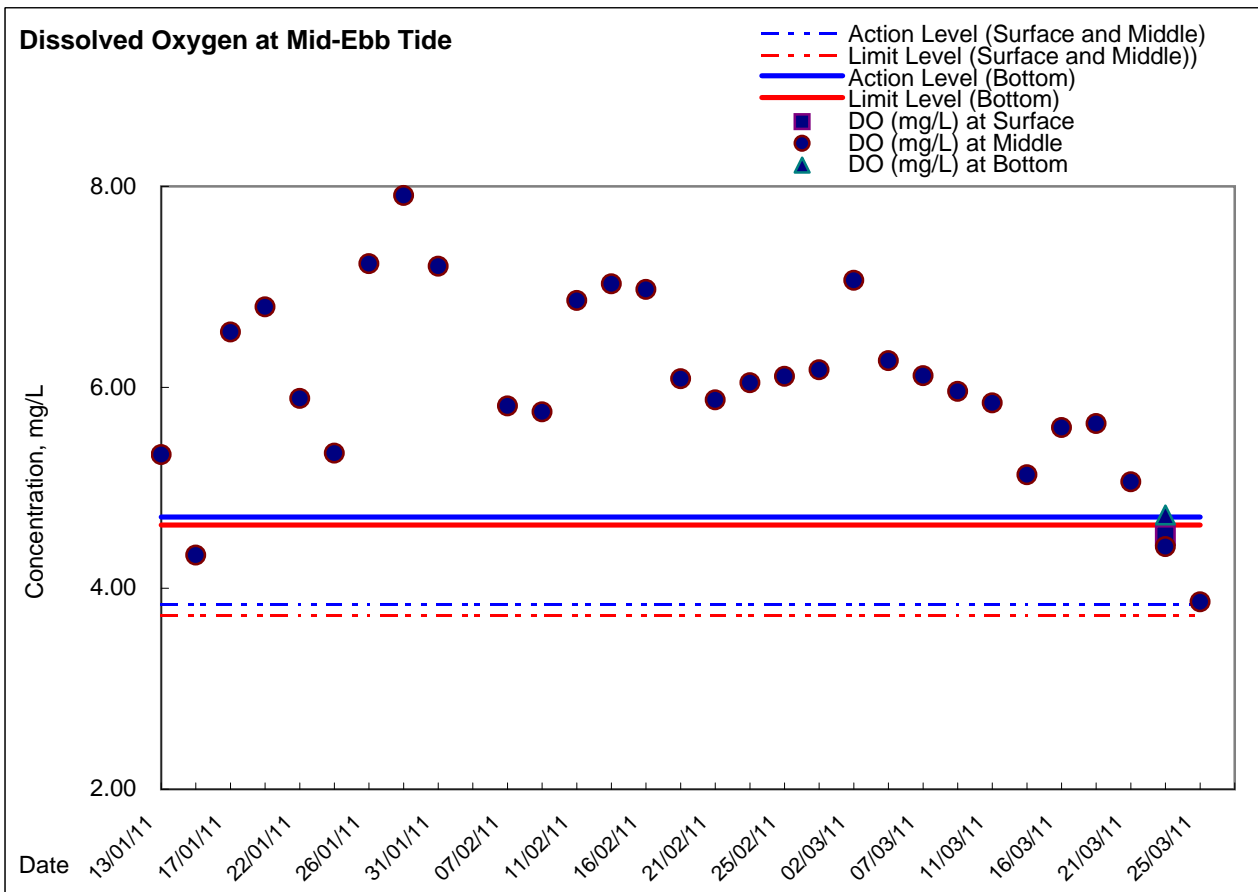
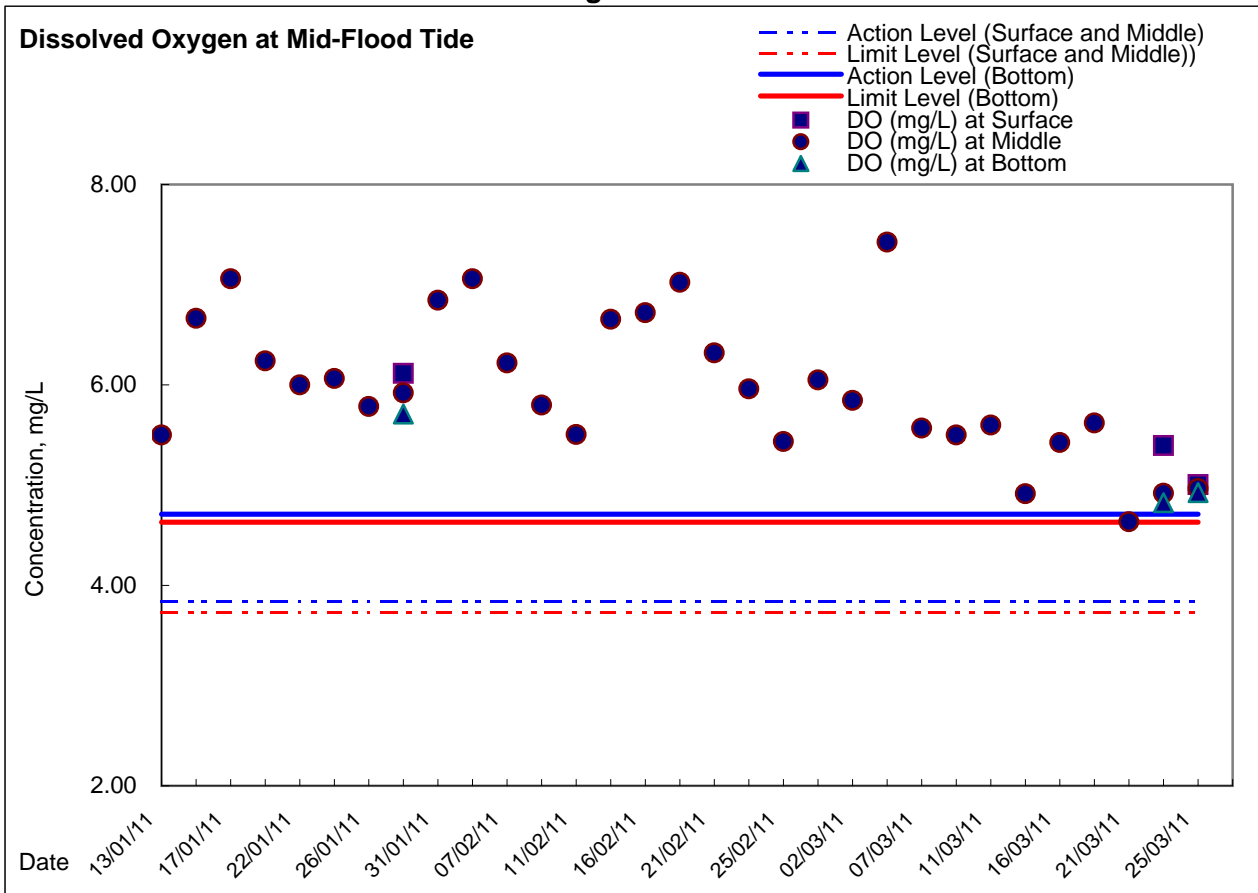
Date	Time	Weather Condition	Sampling Depth		Water Temperature			pH		Salinity			DO Saturation		DO				
					°C			-		ppt		%		mg/L					
			m	Value	Average	Value	Average	Value	Average	Value	Average	Value	Average	Value	Average				
28/2/2011	-	Fine	Surface	-	-	-	-	-	-	-	-	-	-	-	-	-	-	-	
	15:34		Middle	1.5	16.70	16.70	16.7	7.97	7.97	8.0	31.24	31.24	31.2	75.6	75.2	75.4	6.06	6.04	6.05
	-		Bottom	-	-	-	-	-	-	-	-	-	-	-	-	-	-	-	-
2/3/2011	-	Fine	Surface	-	-	-	-	-	-	-	-	-	-	-	-	-	-	-	
	16:20		Middle	1.5	16.80	16.80	16.8	7.98	7.97	8.0	31.22	31.22	31.2	73.1	72.8	73.0	5.86	5.83	5.85
	-		Bottom	-	-	-	-	-	-	-	-	-	-	-	-	-	-	-	-
4/3/2011	-	Cloudy	Surface	-	-	-	-	-	-	-	-	-	-	-	-	-	-	-	
	18:40		Middle	1.5	16.42	16.41	16.4	8.32	8.32	8.3	30.68	30.68	30.7	92.5	90.3	91.4	7.51	7.34	7.43
	-		Bottom	-	-	-	-	-	-	-	-	-	-	-	-	-	-	-	-
7/3/2011	-	Cloudy	Surface	-	-	-	-	-	-	-	-	-	-	-	-	-	-	-	
	19:54		Middle	1.5	17.00	17.00	17.0	7.98	7.98	8.0	31.39	31.39	31.4	70.2	70.0	70.1	5.61	5.53	5.57
	-		Bottom	-	-	-	-	-	-	-	-	-	-	-	-	-	-	-	-
9/3/2011	-	Cloudy	Surface	-	-	-	-	-	-	-	-	-	-	-	-	-	-	-	
	8:20		Middle	1.5	16.40	16.40	16.4	7.94	7.94	7.9	31.54	31.54	31.5	68.3	67.8	68.1	5.52	5.48	5.50
	-		Bottom	-	-	-	-	-	-	-	-	-	-	-	-	-	-	-	-
11/3/2011	0:00	Cloudy	Surface	-	-	-	-	-	-	-	-	-	-	-	-	-	-	-	
	11:10		Middle	1.5	16.60	16.60	16.6	7.82	7.82	7.8	31.70	31.70	31.7	71.2	69.0	70.1	5.67	5.53	5.60
	0:00		Bottom	-	-	-	-	-	-	-	-	-	-	-	-	-	-	-	-
13/3/2011	0:00	Sunny	Surface	-	-	-	-	-	-	-	-	-	-	-	-	-	-	-	
	9:42		Middle	1.5	17.10	17.10	17.1	7.91	7.91	7.9	31.86	31.86	31.9	64.2	61.2	62.7	4.95	4.88	4.92
	0:00		Bottom	-	-	-	-	-	-	-	-	-	-	-	-	-	-	-	-
16/3/2011	-	Fine	Surface	-	-	-	-	-	-	-	-	-	-	-	-	-	-	-	
	13:15		Middle	1.0	17.80	17.80	17.8	7.92	7.92	7.9	31.97	31.97	32.0	69.5	69.2	69.4	5.44	5.41	5.43
	-		Bottom	-	-	-	-	-	-	-	-	-	-	-	-	-	-	-	-
18/3/2011	-	Cloudy	Surface	-	-	-	-	-	-	-	-	-	-	-	-	-	-	-	
	17:39		Middle	1.5	17.60	17.60	17.6	7.98	7.98	8.0	32.65	32.65	32.7	72.2	71.0	71.6	5.67	5.57	5.62
	-		Bottom	-	-	-	-	-	-	-	-	-	-	-	-	-	-	-	-
21/3/2011	-	Cloudy	Surface	-	-	-	-	-	-	-	-	-	-	-	-	-	-	-	
	19:14		Middle	1.5	18.80	18.80	18.8	7.83	7.83	7.8	32.49	32.49	32.5	60.3	60.7	60.5	4.60	4.67	4.64
	-		Bottom	-	-	-	-	-	-	-	-	-	-	-	-	-	-	-	-
23/3/2011	7:48	Cloudy	Surface	1.0	16.70	16.70	16.7	7.36	7.36	7.4	32.78	32.78	32.8	64.7	64.1	64.4	5.41	5.38	5.40
	7:49		Middle	2.0	16.70	16.70	16.7	7.36	7.36	7.4	32.78	32.78	32.8	63.7	60.9	62.3	5.03	4.81	4.92
	7:50		Bottom	3.0	16.80	16.80	16.8	7.37	7.37	7.4	32.78	32.77	32.8	60.2	62.1	61.2	4.75	4.90	4.83
25/3/2011	9:29	Cloudy	Surface	1.0	17.70	17.70	17.7	7.98	7.98	8.0	32.63	32.63	32.6	60.0	60.1	60.1	5.00	5.01	5.01
	9:30		Middle	2.0	18.00	18.00	18.0	8.06	8.06	8.1	32.63	32.63	32.6	59.3	58.1	58.7	4.98	4.95	4.97
	9:31		Bottom	3.0	18.20	18.20	18.2	8.00	7.97	8.0	32.64	32.27	32.5	55.4	55.9	55.7	4.91	4.94	4.93

Graphic Presentation of Enhanced Water Monitoring Results (DO) at C6 - Excelsior Hotel





Graphic Presentation of Enhanced Water Monitoring Results (DO) at Ex-WPCWA SW - South-western corners of ex-Public Cargo Works Area





Graphic Presentation of Enhanced Water Monitoring Results (DO) at Ex-WPCWA SE - South-eastern corners of ex-Public Cargo Works Area

